

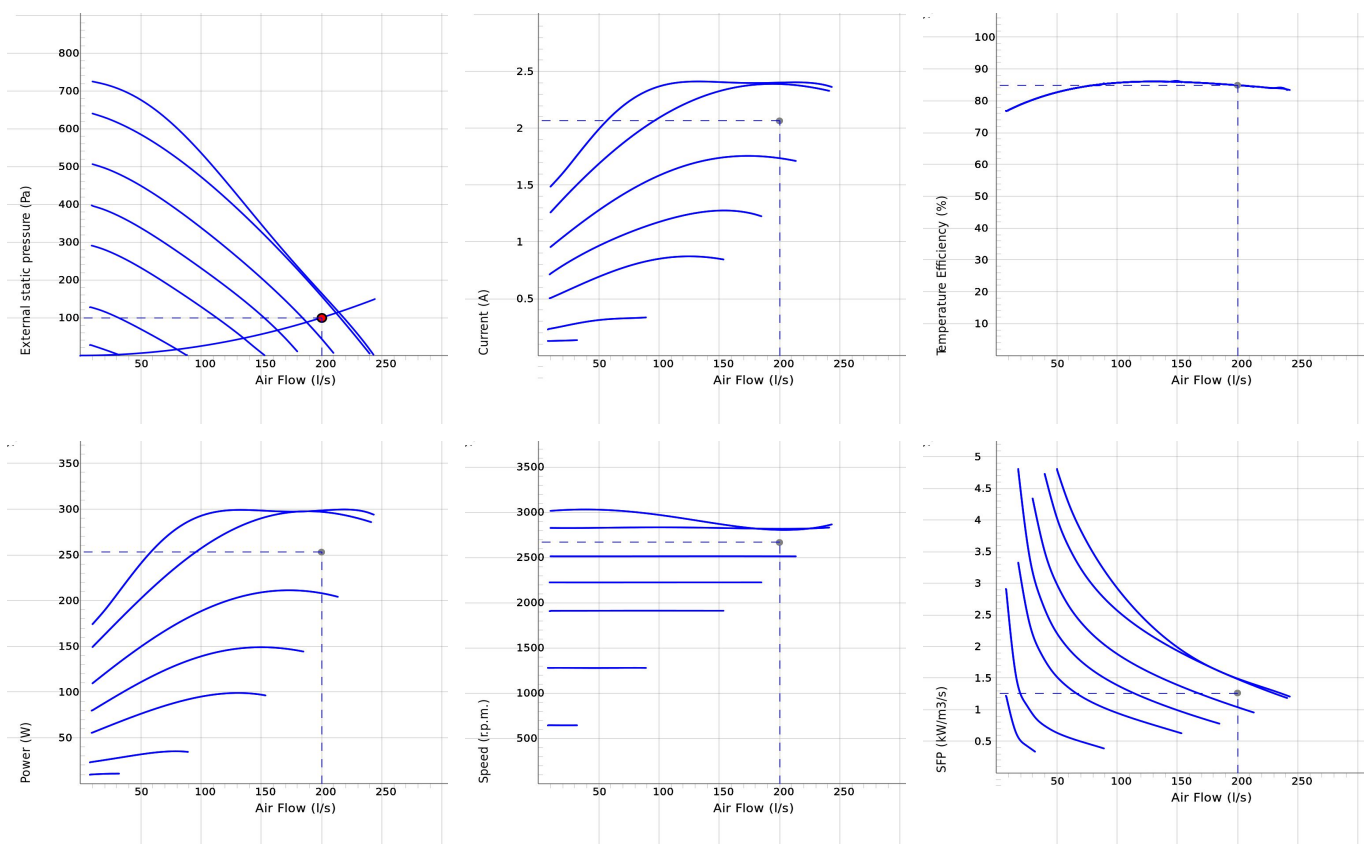
## HERU 200 S EC



- Model with side connections.
- Designed for supply and exhaust air ventilation with energy recovery.
- Suitable for installation in apartments, small houses, offices and other premises where there are stringent requirements on the indoor environment.
- High temperature efficiency, low energy consumption (SFP), low sound level, high operating reliability and provides clean indoor air.
- Unique design minimizes all thermal bridges.
- Easy to handle with a wireless IQ CONTROL with 4,3" touch display for operation and monitoring.
- Integrated Modbus communication. No accessories needed.
- App controlled via cloud service.
- Easy installation wizard.
- Scheduled operation.
- Supports use of presence sensors.
- Airflow is generated by two silent radial fans with EC motors and impellers with backward curved blades.
- The fans are connected using quick connectors and are very easy to remove for cleaning.
- A regenerative, non-hygroscopic, aluminum rotating heat exchanger located in the center of the unit. The heat exchanger can easily be removed for cleaning.
- Delivered with bag filter ISO ePM1 65% as standard, for both extract and supply air. The filters are very easy to change.
- Integrated controls for heating/cooling. Increases thermal comfort by heat recovery or night cooling.
- Integrated electric heater.
- The interior of the unit is constructed of galvanized steel sheet. The exterior is made of galvanized and Aluzinc steel sheet. Exterior corrosivity class C4.
- 50 mm insulation.
- For placement in warm or cold areas.
- Comes in right-hand design as standard, but can easily be rebuilt to left-hand design.
- HERU 100S and HERU 160S are equipped with wall plug. HERU 200S and HERU 300S comes with cable for fixed installation.

NOTE! The warranty of HERU is only valid if accessories/equipment (e.g. filters) from H. Östberg AB are used.

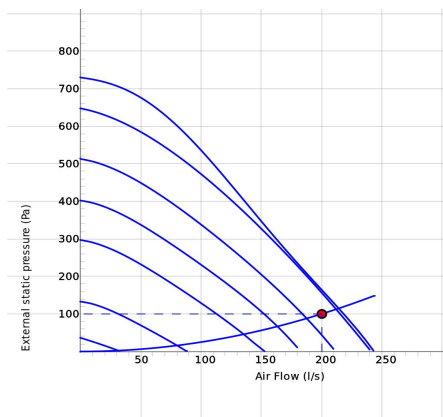
## DIAGRAMS



## Work Point

| Air Flow (l/s) | External static pressure (Pa) | Power (W) | Speed (r.p.m.) | Current (A) | Efficiency (%) | SFP (kW/m³/s) | Voltage (V) |
|----------------|-------------------------------|-----------|----------------|-------------|----------------|---------------|-------------|
| 200            | 100                           | 253       | 2665           | 2.07        | 84.9           | 1.26          | 8.5         |

## SOUND DATA



|                          | Tot | 63 | 125 | 250 | 500 | 1k | 2k | 4k | 8k |
|--------------------------|-----|----|-----|-----|-----|----|----|----|----|
| Supply Lw dB(A)          | 78  | 55 | 56  | 75  | 70  | 68 | 69 | 63 | 54 |
| Extract Lw dB(A)         | 66  | 50 | 48  | 65  | 59  | 52 | 46 | 35 | 14 |
| Surrounding Lw dB(A)     | 46  | 42 | 38  | 39  | 34  | 34 | 29 | 28 | 27 |
| Surrounding Lp dB (A) 3m | 39  |    |     |     |     |    |    |    |    |

## Work Point

|                       |   |                  |                        |                     |                        |                       |                    |
|-----------------------|---|------------------|------------------------|---------------------|------------------------|-----------------------|--------------------|
| Air Flow (l/s)<br>200 | External static pressure<br>(Pa)<br>100 | Power (W)<br>253 | Speed (r.p.m.)<br>2665 | Current (A)<br>2.07 | Efficiency (%)<br>84.9 | SFP (kW/m3/s)<br>1.26 | Voltage (V)<br>8.5 |
|-----------------------|---|------------------|------------------------|---------------------|------------------------|-----------------------|--------------------|

## TECHNICAL DATA

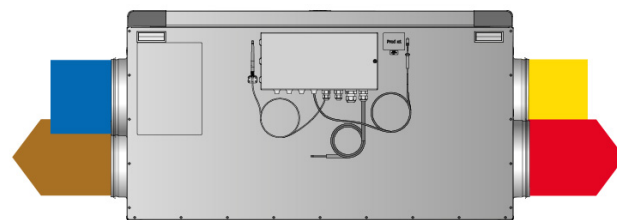
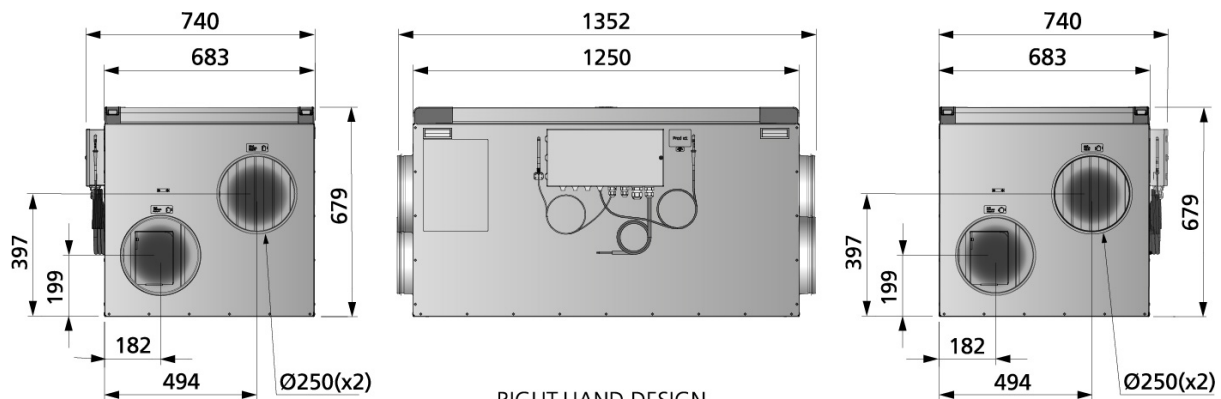
### HERU 200 S EC-y1 8010784

| Parameter                   | Value   | Unit   |
|-----------------------------|---------|--------|
| Voltage                     | 230     | V      |
| Phase                       | 1-2     | ~      |
| Frequency                   | 50      | Hz     |
| Power                       | 2620    | W      |
| Power, fans                 | 303     | W      |
| Power, heater               | 2300    | W      |
| Current                     | 12.5    | A      |
| Current, fans               | 2.4     | A      |
| Current, heater             | 10.0    | A      |
| Speed                       | 2820    | r.p.m. |
| Sound pressure level at 3 m | 42      | dB(A)  |
| Weight                      | 101     | kg     |
| Enclosure class             | 41      | IP     |
| Duct connection             | 250     | mm     |
| Max. flow                   | 244     | l/s    |
| Max. pressure               | 731     | Pa     |
| Voltage range               | 220-240 | V      |

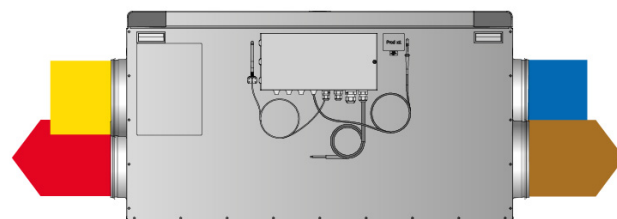
## ECODESIGN

| Parameter                                | Value                     | Unit                  |
|--|---------------------------|-----------------------|
| (a) Manufacturer                         | Östberg                   | -                     |
| (b) Model code                           | HERU 200 S EC             | -                     |
| (c) SEC value                            | -42.7                     | kWh/m <sup>2</sup>    |
| SEC class                                | A+                        | -                     |
| (d) Declared type                        | RVU / BVU                 | -                     |
| (e) Type of drive                        | Variable speed drive      | -                     |
| (f) Type of heat recovery                | Regenerative              | -                     |
| (g) Thermal efficiency                   | 85.9                      | %                     |
| (h) Max. flow rate (@100Pa)              | 786                       | m <sup>3</sup> /h     |
| (i) Power at max. flow rate              | 300                       | W                     |
| (j) Sound power level                    | 42                        | dB LwA                |
| (k) Reference flow rate                  | 0.153                     | m <sup>3</sup> /s     |
| (l) Reference pressure difference        | 50                        | Pa                    |
| (m) SPI                                  | 0.26                      | W/(m <sup>3</sup> /h) |
| (n) Type of control/ctrl factor          | Local demand control/0.65 | -                     |
| (o) External (and internal) leakage rate | 1.6 (3.01)                | %                     |
| (p) Mixing rate                          | N/A                       | -                     |
| (q) Visual filter warning                | In remote control         | -                     |
| (r) Instruction supply/exhaust grilles   | See manual                | -                     |
| (s) Disassembly instructions             | fsp.ostberg.com           | -                     |
| (t) Airflow sensitivity                  | N/A                       | -                     |
| (u) Air tightness                        | N/A                       | m/s                   |
| (v) AEC                                  | 137                       | kWh                   |
| (w) AHS average                          | 4635                      | kWh                   |
| AHS warmer                               | 2096                      | kWh                   |
| AHS colder                               | 9067                      | kWh                   |

## DIMENSIONS



## LEFT-HAND DESIGN



### ENGLISH

- Supply air
- Extract air
- Exhaust air
- Fresh air

### SVENSKA

- Tilluft
- Frånluft
- Avluft
- Utluft

### DEUTSCH

- Zuluft
- Abluft
- Fortluft
- Frischluft

### SUOMI

- Tuloilma
- Poistoilma
- Jäteilma
- Ulkoilma

### ITALIANO

- Aria di immissione
- Aria di estrazione
- Sfiato
- Aria esterna

### POLSKI

- Powietrze nawiew
- Powietrze wywiew
- Powietrze usuwane
- Powietrze z zewnątrz

## ACCESSORIES

### Electrical accessories



IQC Touch display



Active dock holder  
IQC



Firmware HERU IQC



Extension cable,  
antenna IQC



HERU IQ App



Heater Kit Water,  
HERU 200/300 S  
NextGen



Room sensor



Humidity/temperature  
sensor



Carbon dioxide  
sensor CO<sub>2</sub>



Duct sensor



Freeze protection  
sensor



Damper motor

### Mechanical accessories



Filter Kit HERU  
200/300 S NextGen



Floor stand HERU  
200/300 S



Novibra Mat



Outside wall hood  
200



Silencer LDC 250