

NON INSULATED WALL FAN WITH CIRCULAR CONNECTIONS

KVFU 160 C1 EC

7100271

- Wall fan with circular inlet connection.
- KV has a square mounting plate.
- Proven performance and reliability.
- Compact with high capacity and efficiency.
- Suitable for a wide variety of applications.
- Impeller with backward curved blades.
- The external rotor motor has maintenance-free sealed ball-bearings.
- Integrated motor protection.
- Junction box has enclosure class IP 54.
- Speed controlling can be done with the built-in potentiometer, 0-10 V alt. external control.
- Fan housing is manufactured from galvanized sheet steel.
- The fan is intended to be installed in a duct system, mounted on the inside wall.
- Easy installation in any position.
- Can be used in damp environments.



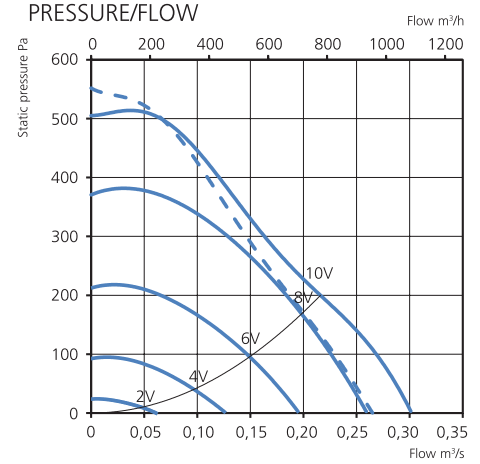
ACCESSORIES

- Mounting clamp MK 160
- Safety grille BSV 160
- Safety grille BSR 355
- Back draught shutter RSK 160
- Louvre shutter VK 355
- Silencer LDC 160
- Speed controller MS EC
- Controller IQ-Reg EC
- Plejd Controller
- Pressure regulator CALAIR-PR-230V
- Pressure regulator FKP-R

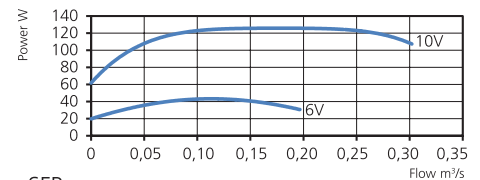
TECHNICAL DATA

Voltage	230 V
Frequency	50/60 Hz
Phase	1 ~
Current	1.03 A
Power	127 W
Speed	3010 r.p.m.
Max. temp of transported air	60 °C
Sound pressure level, 3 m	49 dB(A)
Weight	3.3 kg
Enclosure class	44 IP
Wiring diagram	4040153

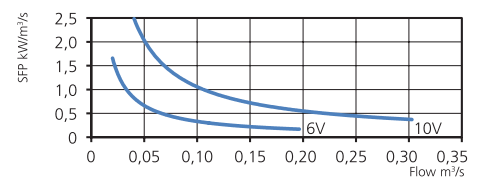
PRESSURE/FLOW



POWER/FLOW



SFP



SOUND DATA

	L_{wa} tot dB (A)	63	125	250	500	1K	2K	4K	8K
Surrounding 10 V	56	23	29	40	52	51	51	46	31
Outlet 10 V	82	45	48	58	74	79	76	70	58
Inlet 10 V	77	57	62	71	72	71	66	65	56
Inlet 8 V	75	54	60	70	71	68	64	62	52
Inlet 6 V	68	49	56	63	65	60	55	53	42
Inlet 4 V	59	41	49	56	54	48	42	37	26
Inlet 2 V	43	30	35	40	35	25	21	13	7

MORE INFORMATION



Find out the latest updated information about this product by visiting www.ostberg.com or scanning this QR code.

DIMENSIONS

