


EXPLOSION PROOF ATEX CERTIFIED RADIAL FAN

RFTX 140 A ATEX



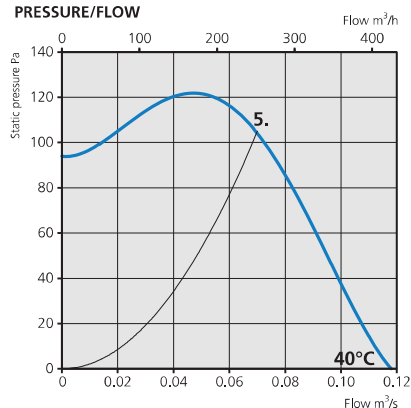
- Radial fan with circular inlet connection.
- The RFTX is a safe choice for numerous applications in hazardous locations.
- The fan is intended to transport gas in explosive environment.
- The fan can only be used in zone 1 and 2.
- The ATEX fan is not subject to the ErP directive.
- Impeller with forward curved blades.
- The external rotor AC motor is separated from the air stream and has maintenance-free sealed ball bearings.
- Motor has insulation class F.
- Integrated junction box.

- Enclosure class of the motor is IP 55.
- External motor protection available as an accessory.
- Fan housing is manufactured from galvanized sheet steel with a nonsparking inlet cone made from copper.
- The fan is certified according to ATEX 94/9/EEC and comply with ISO 14694, category BV-2, BV-3 and quality factor G 6.3.
- CENELEC members in European countries should take the national standards, based on EN 60079-14 and EN 60079-17, into consideration.
- The fan is intended to be installed indoors in a duct system.

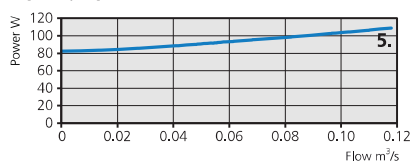
ACCESSORIES

- Mounting clamp, MK 160, simplifies the connection to duct and absorb vibrations
- Outlet flange 160, for connection to duct on the outlet side
- Safety grill, BSV/BSR
- Current sensitive external motor protection with corresponding ATEX classification

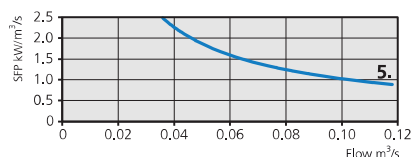
PRESSURE/FLOW



POWER/FLOW



SFP



TRANSFORMER STEPS

1. 95V 2. 145V 3. 185V 4. 240V 5. 400V

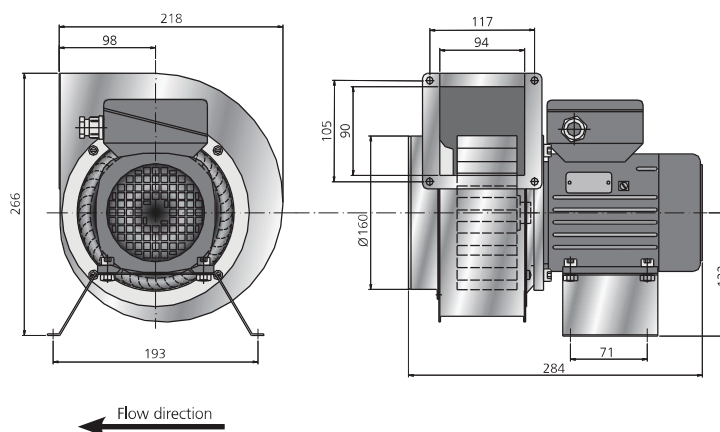
TECHNICAL DATA


RFTX 140 A ATEX	Art.no. 7730001
Marking	II 2G, EX e IIB+H2 T3
Voltage	400/50 V/Hz
Phase	3 ~
Current	0.52 A
Power	110 W
Speed	1300 rpm
Capacitor	- µF
Max. temperature of transported air	40 C°
Max. temperature of transported air when speed controlled	Can not be speed controlled
Sound pressure level at 3 m	49 dB(A)
Weight	7.8 kg
Wiring diagram	4040116

SOUND DATA

	L _{PA}	L _{WA} tot dB (A)	63	125	250	500	1K	2K	4K	8K
5. Surrounding 400V	49	56	30	25	39	47	54	52	40	39
5. Outlet 400V		58	44	53	53	52	51	43	37	26
5. Inlet 400V		57	40	52	52	52	49	46	38	26

DIMENSIONS (mm)





EXPLOSION PROOF ATEX CERTIFIED RADIAL FAN

RFTX 140 C ATEX

ACCESSORIES

- Mounting clamp, MK 160, simplifies the connection to duct and absorb vibrations
- Outlet flange 160, for connection to duct on the outlet side
- Safety grill, BSV/BSR
- Current sensitive external motor protection with corresponding ATEX classification

- Radial fan with circular inlet connection.
- The RFTX is a safe choice for numerous applications in hazardous locations.
- The fan is intended to transport gas in explosive environment.
- The fan can only be used in zone 1 and 2.
- The ATEX fan is not subject to the ErP directive.
- Impeller with forward curved blades.
- The external rotor AC motor is separated from the air stream and has maintenance-free sealed ball-bearings.
- Motor has insulation class F.
- Integrated junction box.

- Enclosure class of the motor is IP 55.
- External motor protection available as an accessory.
- Fan housing is manufactured from galvanized sheet steel with a nonsparking inlet cone made from copper.
- The fan is certified according to ATEX 94/9/EEC and comply with ISO 14694, category BV-2, BV-3 and quality factor G 6.3.
- CENELEC members in European countries should take the national standards, based on EN 60079-14 and EN 60079-17, into consideration.
- The fan is intended to be installed indoors in a duct system.

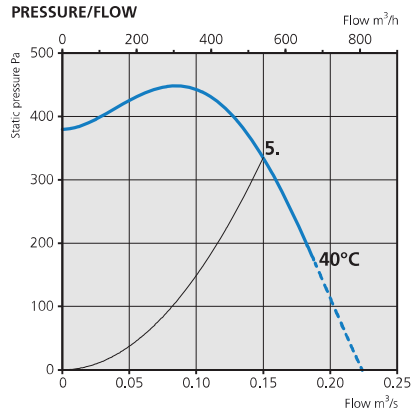
TECHNICAL DATA

RFTX 140 C ATEX	Art.no. 7730002
Marking	II 2G, EX e IIB+H2 T3
Voltage	400/50 V/Hz
Phase	3 ~
Current	0.53 A
Power	300 W
Speed	2810 rpm
Capacitor	- µF
Max. temperature of transported air	40 °C
Max. temperature of transported air when speed controlled	Can not be speed controlled
Sound pressure level at 3 m	57 dB(A)
Weight	7.5 kg
Wiring diagram	4040116

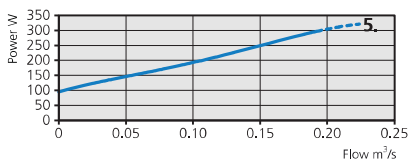
SOUND DATA

	L_{pA}	L_{wA} tot dB (A)	63	125	250	500	1K	2K	4K	8K
5. Surrounding 400V	57	64	34	35	51	55	60	60	57	51
5. Outlet 400V		81	64	75	76	74	71	72	64	59
5. Inlet 400V		76	58	65	72	72	67	68	62	56

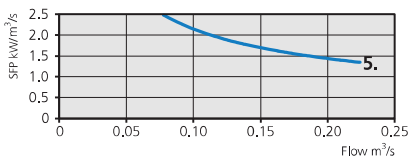
PRESSURE/FLOW



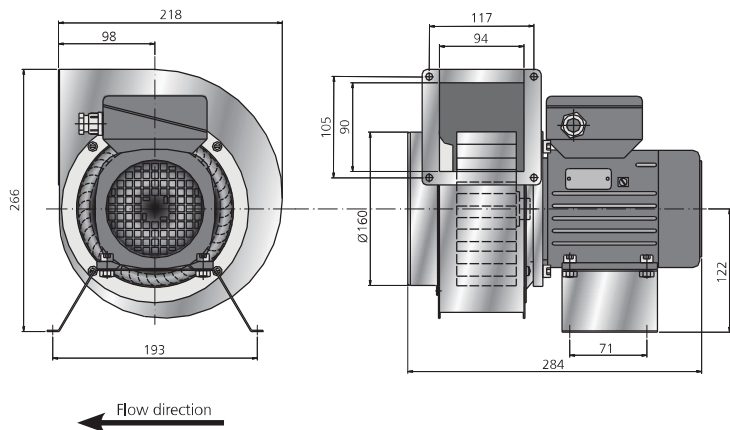
POWER/FLOW



SFP



DIMENSIONS (mm)




TRANSFORMER STEPS

1. 95V 2. 145V 3. 185V 4. 240V 5. 400V

EXPLOSION PROOF ATEX CERTIFIED RADIAL FAN

RFTX 160 A ATEX



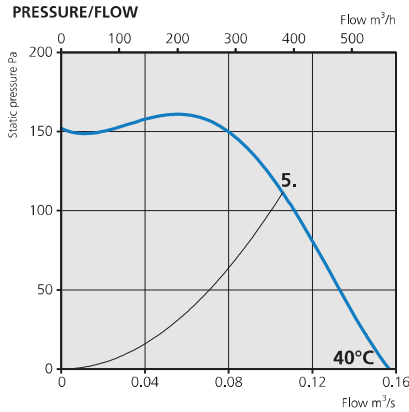
- Radial fan with circular inlet connection.
- The RFTX is a safe choice for numerous applications in hazardous locations.
- The fan is intended to transport gas in explosive environment.
- The fan can only be used in zone 1 and 2.
- The ATEX fan is not subject to the ErP directive.
- Impeller with forward curved blades.
- The external rotor AC motor is separated from the air stream and has maintenance-free sealed ball bearings.
- Motor has insulation class F.
- Integrated junction box.

- Enclosure class of the motor is IP 55.
- External motor protection available as an accessory.
- Fan housing is manufactured from galvanized sheet steel with a nonsparking inlet cone made from copper.
- The fan is certified according to ATEX 94/9/EEC and comply with ISO 14694, category BV-2, BV-3 and quality factor G 6.3.
- CENELEC members in European countries should take the national standards, based on EN 60079-14 and EN 60079-17, into consideration.
- The fan is intended to be installed indoors in a duct system.

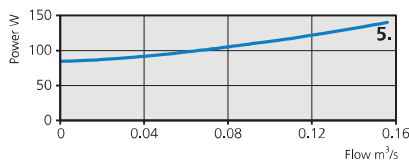
ACCESSORIES

- Mounting clamp, MK 160, simplifies the connection to duct and absorb vibrations
- Outlet flange 160, for connection to duct on the outlet side
- Safety grill, BSV/BSR
- Current sensitive external motor protection with corresponding ATEX classification

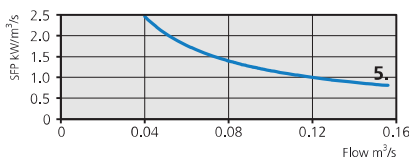
PRESSURE/FLOW



POWER/FLOW



SFP



TRANSFORMER STEPS

1. 95V 2. 145V 3. 185V 4. 240V 5. 400V

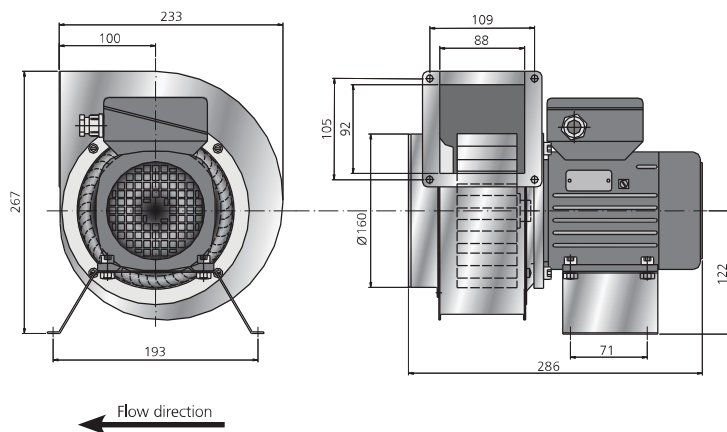
TECHNICAL DATA


RFTX 160 A ATEX	Art.no. 7730004
Marking	II 2G, EX e IIB+H2 T3
Voltage	400/50 V/Hz
Phase	3 ~
Current	0.53 A
Power	143 W
Speed	1300 rpm
Capacitor	- µF
Max. temperature of transported air	40 C°
Max. temperature of transported air when speed controlled	Can not be speed controlled
Sound pressure level at 3 m	50 dB(A)
Weight	8.0 kg
Wiring diagram	4040116

SOUND DATA

	L _{PA}	L _{WA} tot dB (A)	63	125	250	500	1K	2K	4K	8K
5. Surrounding 400V	50	57	29	28	39	48	52	54	43	40
5. Outlet 400V		64	50	56	58	57	59	53	48	40
5. Inlet 400V		63	50	56	58	57	56	53.4	7	37

DIMENSIONS (mm)





EXPLOSION PROOF ATEX CERTIFIED RADIAL FAN

RFTX 160 C ATEX

ACCESSORIES

- Mounting clamp, MK 160, simplifies the connection to duct and absorb vibrations
- Outlet flange 160, for connection to duct on the outlet side
- Safety grill, BSV/BSR
- Current sensitive external motor protection with corresponding ATEX classification

- Radial fan with circular inlet connection.
- The RFTX is a safe choice for numerous applications in hazardous locations.
- The fan is intended to transport gas in explosive environment.
- The fan can only be used in zone 1 and 2.
- The ATEX fan is not subject to the ErP directive.
- Impeller with forward curved blades.
- The external rotor AC motor is separated from the air stream and has maintenance-free sealed ball-bearings.
- Motor has insulation class F.
- Integrated junction box.

- Enclosure class of the motor is IP 55.
- External motor protection available as an accessory.
- Fan housing is manufactured from galvanized sheet steel with a nonsparking inlet cone made from copper.
- The fan is certified according to ATEX 94/9/EEC and comply with ISO 14694, category BV-2, BV-3 and quality factor G 6.3.
- CENELEC members in European countries should take the national standards, based on EN 60079-14 and EN 60079-17, into consideration.
- The fan is intended to be installed indoors in a duct system.

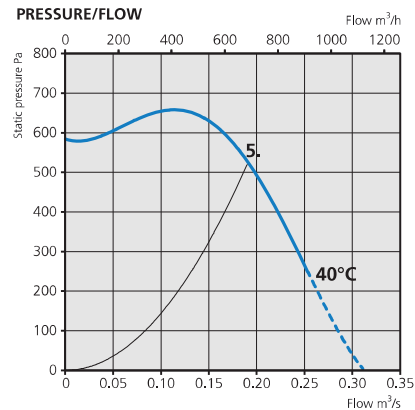
TECHNICAL DATA

RFTX 160 C ATEX	Art.no. 7730003
Marking	II 2G, EX e IIB+H2 T3
Voltage	400/50 V/Hz
Phase	3 ~
Current	0.97 A
Power	590 W
Speed	2740 rpm
Capacitor	- µF
Max. temperature of transported air	40 °C
Max. temperature of transported air when speed controlled	Can not be speed controlled°
Sound pressure level at 3 m	61 dB(A)
Weight	9,6 kg
Wiring diagram	4040116

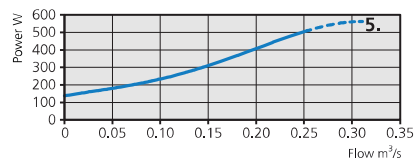
SOUND DATA

	L_{pA}	L_{wA} tot dB (A)	63	125	250	500	1K	2K	4K	8K
5. Surrounding 400V	61	68	43	35	54	58	62	64	62	54
5. Outlet 400V		84	71	78	80	77	73	72	67	61
5. Inlet 400V		78	59	66	74	73	70	69	65	57

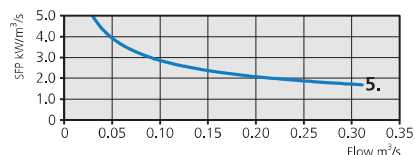
PRESSURE/FLOW



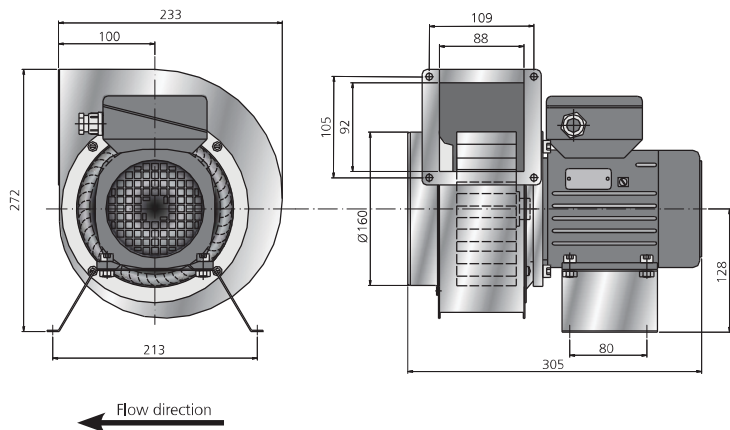
POWER/FLOW



SFP



DIMENSIONS (mm)



TRANSFORMER STEPS

1. 95V 2. 145V 3. 185V 4. 240V 5. 400V

EXPLOSION PROOF ATEX CERTIFIED RADIAL FAN

RFTX 200 A ATEX



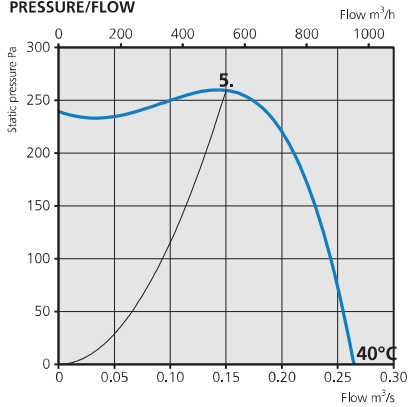
- Radial fan with circular inlet connection.
- The RFTX is a safe choice for numerous applications in hazardous locations.
- The fan is intended to transport gas in explosive environment.
- The fan can only be used in zone 1 and 2.
- The ATEX fan is not subject to the ErP directive.
- Impeller with forward curved blades.
- The external rotor AC motor is separated from the air stream and has maintenance-free sealed ball bearings.
- Motor has insulation class F.
- Integrated junction box.

- Enclosure class of the motor is IP 55.
- External motor protection available as an accessory.
- Fan housing is manufactured from galvanized sheet steel with a nonsparking inlet cone made from copper.
- The fan is certified according to ATEX 94/9/EEC and comply with ISO 14694, category BV-2, BV-3 and quality factor G 6.3.
- CENELEC members in European countries should take the national standards, based on EN 60079-14 and EN 60079-17, into consideration.
- The fan is intended to be installed indoors in a duct system.

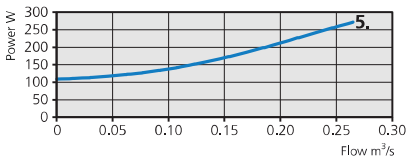
ACCESSORIES

- Mounting clamp, MK 200, simplifies the connection to duct and absorb vibrations
- Outlet flange 200, for connection to duct on the outlet side
- Safety grill, BSV/BSR
- Current sensitive external motor protection with corresponding ATEX classification

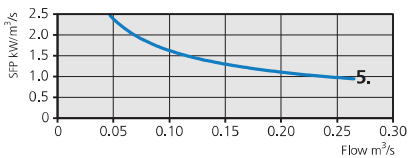
PRESSURE/FLOW



POWER/FLOW



SFP



TRANSFORMER STEPS

1. 95V 2. 145V 3. 185V 4. 240V 5. 400V

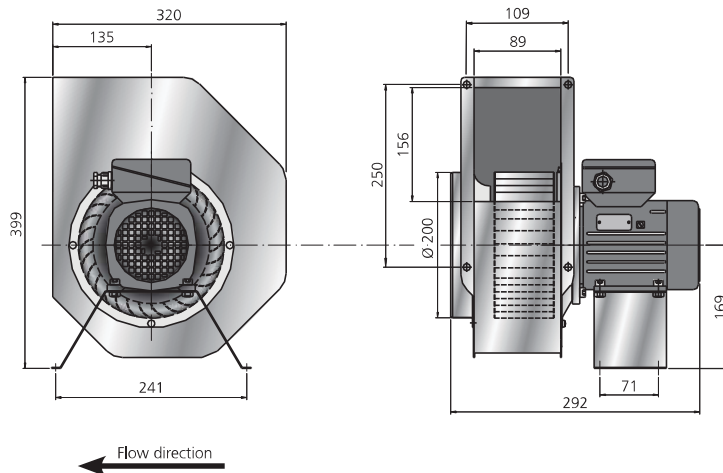
TECHNICAL DATA


RFTX 200 A ATEX	Art.no. 7730005
Marking	II 2G, EX e IIB+H2 T3
Voltage	400/50 V/Hz
Phase	3 ~
Current	0.60 A
Power	270 W
Speed	1300 rpm
Capacitor	- µF
Max. temperature of transported air	40 C°
Max. temperature of transported air when speed controlled	Can not be speed controlled
Sound pressure level at 3 m	51 dB(A)
Weight	9.2 kg
Wiring diagram	4040116

SOUND DATA

	L _{PA}	L _{WA} tot dB (A)	63	125	250	500	1K	2K	4K	8K
5. Surrounding 400V	51	58	29	30	43	51	54	54	48	44
5. Outlet 400V		70	61	63	61	61	64	60	60	52
5. Inlet 400V		68	59	60	57	60	63	60	57	49

DIMENSIONS (mm)





EXPLOSION PROOF ATEX CERTIFIED RADIAL FAN

RFTX 200 B ATEX

ACCESSORIES

- Mounting clamp, MK 200, simplifies the connection to duct and absorb vibrations
- Outlet flange 200, for connection to duct on the outlet side
- Safety grill, BSV/BSR
- Current sensitive external motor protection with corresponding ATEX classification

- Radial fan with circular inlet connection.
- The RFTX is a safe choice for numerous applications in hazardous locations.
- The fan is intended to transport gas in explosive environment.
- The fan can only be used in zone 1 and 2.
- The ATEX fan is not subject to the ErP directive.
- Impeller with forward curved blades.
- The external rotor AC motor is separated from the air stream and has maintenance-free sealed ball-bearings.
- Motor has insulation class F.
- Integrated junction box.

- Enclosure class of the motor is IP 55.
- External motor protection available as an accessory.
- Fan housing is manufactured from galvanized sheet steel with a nonsparking inlet cone made from copper.
- The fan is certified according to ATEX 94/9/EEC and comply with ISO 14694, category BV-2, BV-3 and quality factor G 6.3.
- CENELEC members in European countries should take the national standards, based on EN 60079-14 and EN 60079-17, into consideration.
- The fan is intended to be installed indoors in a duct system.

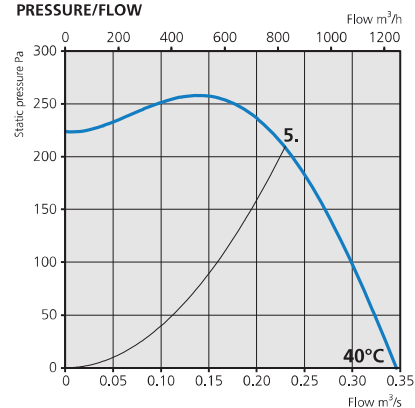
TECHNICAL DATA

RFTX 200 B ATEX	Art.no. 7730006
Marking	II 2G, EX e IIB+H2 T3
Voltage	400/50 V/Hz
Phase	3 ~
Current	0.79 A
Power	388 W
Speed	1380 rpm
Capacitor	- µF
Max. temperature of transported air	40 °C
Max. temperature of transported air when speed controlled	Can not be speed controlled
Sound pressure level at 3 m	53 dB(A)
Weight	10.9 kg
Wiring diagram	4040116

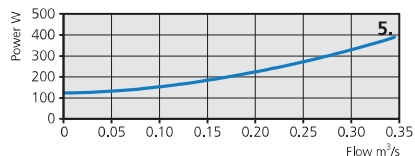
SOUND DATA

	L_{pA}	L_{WA} tot dB (A)	63	125	250	500	1K	2K	4K	8K
5. Surrounding 400V	53	60	33	32	46	53	56	54	50	47
5. Outlet 400V		76	65	71	70	65	68	64	64	57
5. Inlet 400V		74	62	69	68	63	67	64	61	54

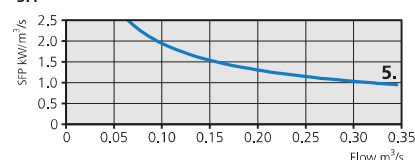
PRESSURE/FLOW



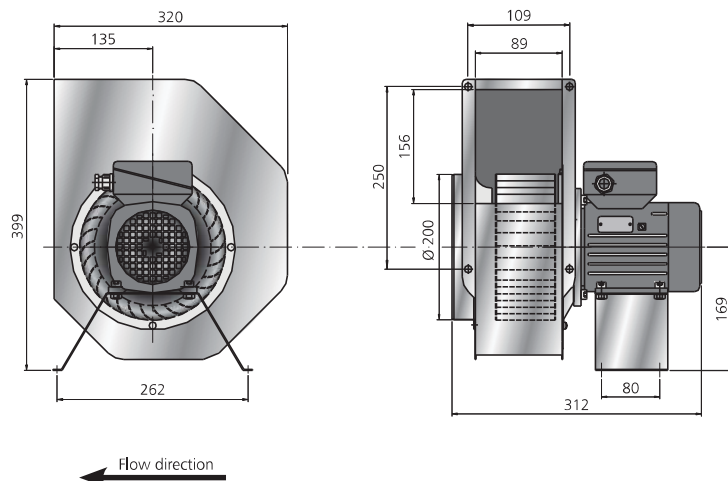
POWER/FLOW



SFP



DIMENSIONS (mm)



TRANSFORMER STEPS


1. 95V 2. 145V 3. 185V 4. 240V 5. 400V

EXPLOSION PROOF ATEX CERTIFIED RADIAL FAN

RFTX 200 C ATEX

- Radial fan with circular inlet connection.
- The RFTX is a safe choice for numerous applications in hazardous locations.
- The fan is intended to transport gas in explosive environment.
- The fan can only be used in zone 1 and 2.
- The ATEX fan is not subject to the ErP directive.
- Impeller with forward curved blades.
- The external rotor AC motor is separated from the air stream and has maintenance-free sealed ball bearings.
- Motor has insulation class F.
- Integrated junction box.

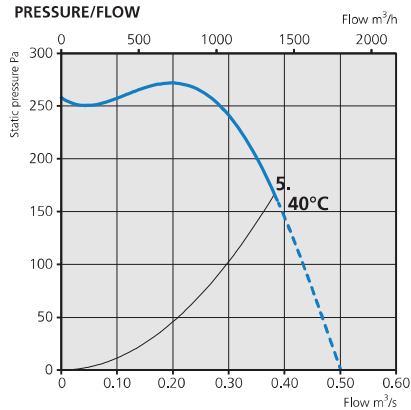
- Enclosure class of the motor is IP 55.
- External motor protection available as an accessory.
- Fan housing is manufactured from galvanized sheet steel with a nonsparking inlet cone made from copper.
- The fan is certified according to ATEX 94/9/EEC and comply with ISO 14694, category BV-2, BV-3 and quality factor G 6.3.
- CENELEC members in European countries should take the national standards, based on EN 60079-14 and EN 60079-17, into consideration.
- The fan is intended to be installed indoors in a duct system.



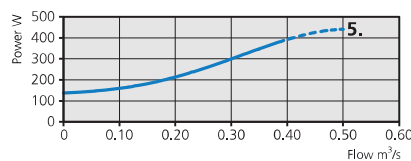
ACCESSORIES

- Mounting clamp, MK 200, simplifies the connection to duct and absorb vibrations
- Outlet flange 200, for connection to duct on the outlet side
- Safety grill, BSV/BSR
- Current sensitive external motor protection with corresponding ATEX classification

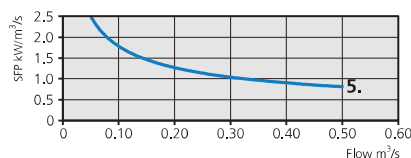
PRESSURE/FLOW



POWER/FLOW



SFP



TRANSFORMER STEPS

1. 95V 2. 145V 3. 185V 4. 240V 5. 400V

TECHNICAL DATA

RFTX 200 C ATEX	Art.no. 7730007
Marking	II 2G, EX e IIB+H2 T3
Voltage	400/50 V/Hz
Phase	3 ~
Current	0.79 A
Power	385 W
Speed	1380 rpm
Capacitor	- µF
Max. temperature of transported air	40 C°
Max. temperature of transported air when speed controlled	Can not be speed controlled
Sound pressure level at 3 m	57 dB(A)
Weight	11.3 kg
Wiring diagram	4040116

SOUND DATA

	L _{PA}	L _{WA} tot dB (A)	63	125	250	500	1K	2K	4K	8K
5. Surrounding 400V	57	64	38	38	51	56	60	58	55	50
5. Outlet 400V		86	68	79	84	75	73	69	66	59
5. Inlet 400V		82	67	77	80	73	71	67	64	57

DIMENSIONS (mm)

