

# ROOF FANS WITH CIRCULAR OR SQUARE CONNECTION



## TKC/TKS 300 C EC

### ACCESSORIES

- Roof curb TG to TKC and roof curb TFU to TKS
- Pressure regulator
- Speed controller, MC EC

- Roof fan with circular (TKC) or square (TKS) connection.
- Horizontal outlet.
- Serious performance and proven reliability.
- The power consumption at highest total efficiency is below 125W and is not subject to the ErP directive.
- Impeller with backward curved blades.
- The external rotor motor has maintenance-free sealed ball-bearings and is very energy efficient.
- Speed controlling can be done with the built-in potentiometer, 0-10 V alt. external control.
- Integrated approved thermal motor protection.

- Motor has insulation class F.
- Enclosure class of the fan is IP 54.
- Junction box has enclosure class IP 54.
- Fan housing is manufactured from galvanized sheet steel which is polyester plastic coated in black as standard.
- Swing-up design to simplify the maintenance and cleaning of the impeller.
- The easiest way to mount the roof fan is with a roof curb. TG to TKC and TFU to TKS.
- The fan complies with environmental requirement M2.

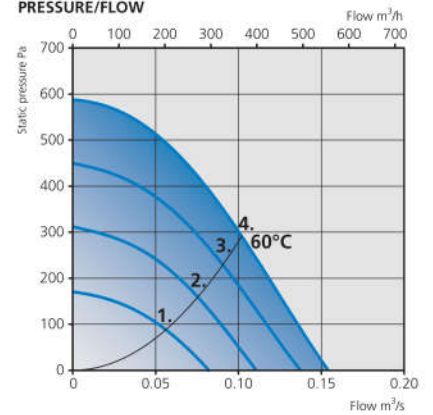
### TECHNICAL DATA

TKC/TKS 300 C EC	Art.no. 7200159 / 7210073
Voltage	230/50 V/Hz
Voltage range	200-240 / 50/60 V/Hz
Phase	1 ~
Current	0.83 A
Power	102 W
Speed	3590 rpm
Capacitor	- µF
Max. temperature of transported air	60 C°
Max. temperature of transported air when speed controlled	60 C°
Sound pressure level at 3 m	65 dB(A)
Weight	TKC 4.2 / TKS 4.4 kg
Wiring diagram	4040180

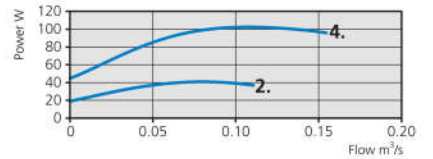
### SOUND DATA

	L <sub>pA</sub>	L <sub>wA</sub>	tot dB (A)	63	125	250	500	1K	2K	4K	8K
4. Surrounding 10V	65	72	37	44	58	65	68	65	59	52	
4. Inlet 10V		73	60	60	65	68	65	64	64	572	
3. Inlet 8.5V		70	58	58	62	65	61	61	61	54	
2. Inlet 7V		66	54	54	58	60	57	57	56	49	
1. Inlet 5V		58	49	48	51	53	50	49	46	38	

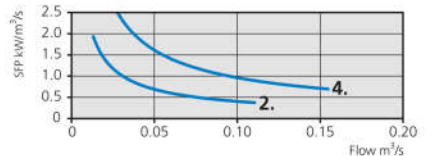
### PRESSURE/FLOW



### POWER/FLOW



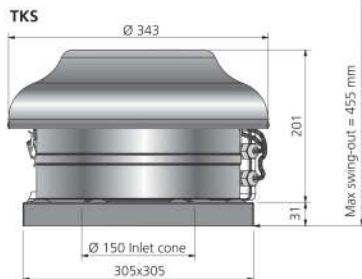
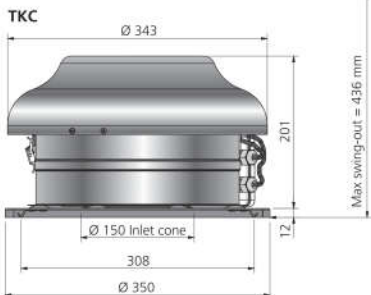
### SFP



### VOLTAGE STEPS

1. 5V    2. 7V    3. 8.5V    4. 10V

### DIMENSIONS (mm)



# ROOF FANS WITH CIRCULAR OR SQUARE CONNECTION

## TKC/TKS 400 C EC



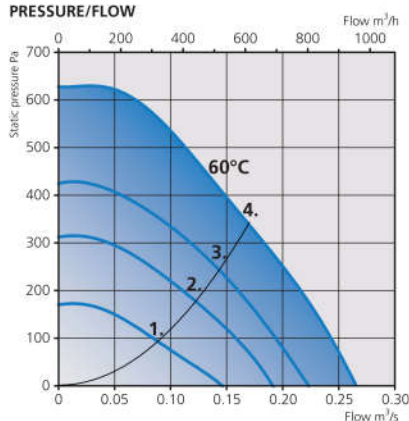
- Roof fan with circular (TKC) or square (TKS) connection.
- Horizontal outlet.
- Serious performance and proven reliability.
- The power consumption at highest total efficiency is above 125W and meets the ErP directive.
- Impeller with backward curved blades.
- The external rotor motor has maintenance-free sealed ball-bearings and is very energy efficient.
- Speed controlling can be done with the built-in potentiometer, 0-10 V alt. external control.

- Integrated approved thermal motor protection.
- Enclosure class of the fan is IP 44.
- Junction box has enclosure class IP 54.
- Fan housing is manufactured from galvanized sheet steel which is polyester plastic coated in black as standard.
- Swing-up design to simplify the maintenance and cleaning of the impeller.
- The easiest way to mount the roof fan is with a roof curb. TG to TKC and TFU to TKS.
- The fan complies with environmental requirement M2.

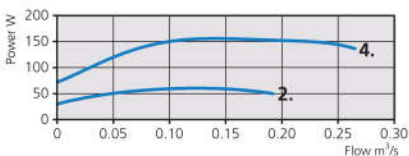
### ACCESSORIES

- Roof curb TG to TKC and roof curb TFU to TKS
- Pressure regulator
- Speed controller, MC EC

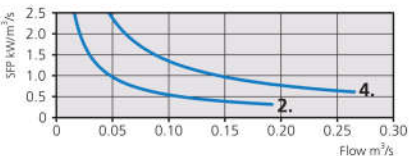
### PRESSURE/FLOW



### POWER/FLOW



### SFP



### VOLTAGE STEPS

1. 5.5V   2. 7V   3. 8V   4. 10V

### TECHNICAL DATA

TKC/TKS 400 C EC	Art.no. 7200146 / 7210060
Voltage	230/50 V/Hz
Voltage range	200-240 / 50/60 V/Hz
Phase	1 ~
Current	1.23 A
Power	155 W
Speed	3350 rpm
Capacitor	- µF
Max. temperature of transported air	60 C°
Max. temperature of transported air when speed controlled	60 C°
Sound pressure level at 3 m	68 dB(A)
Weight	TKC 6.6 / TKS 7.0 kg
Wiring diagram	4040143

### SOUND DATA

	L <sub>pA</sub>	L <sub>WA</sub>	tot dB (A)	63	125	250	500	1K	2K	4K	8K
4. Surrounding 10V	68	75	43	54	65	69	70	69	65	56	
4. Inlet 10V		79	61	71	73	73	70	71	69	60	
3. Inlet 8V		76	59	69	70	69	66	67	64	55	
2. Inlet 7V		73	58	68	66	65	63	63	59	49	
1. Inlet 5.5V		65	55	59	56	58	56	58	47	37	

### DIMENSIONS (mm)

