

BFS 450x450 C1 EC

7460018

BFS 450X450 C1 EC

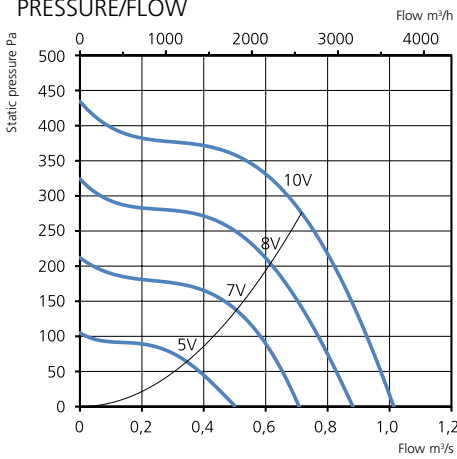


- Duct fan with square connections.
- High capacity and very good efficiency.
- Impeller with backward curved blades.
- The external rotor motor has maintenance-free sealed ball-bearings and is very energy efficient.
- Speed controlling can be done with the built-in potentiometer, 0-10 V alt. external control.
- Integrated motor protection.
- Junction box has enclosure class IP 54.
- Fan housing is manufactured from galvanized sheet steel.
- The fan is intended to be installed in a duct system.
- A duct connected fan can be installed outside or in damp environments.
- Easy installation in any position.

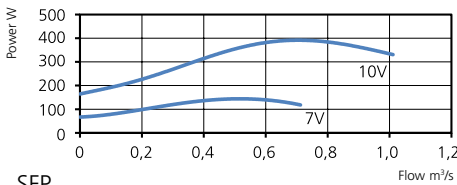


RECTANGULAR

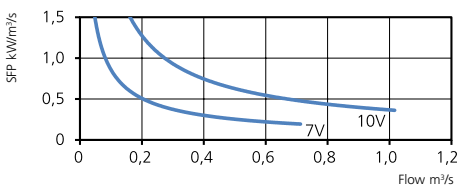
PRESSURE/FLOW



POWER/FLOW



SFP



TECHNICAL DATA

Voltage	230 V
Frequency	50/60 Hz
Phase	1 ~
Current	1.77 A
Power	400 W
Speed	1880 r.p.m.
Max. temp of transported air	60 °C
Sound pressure level, 3 m	48 dB(A)
Weight	13.5 kg
Enclosure class	54 IP
Wiring diagram	4040175

ACCESSORIES

- Mounting bracket Kit Universal
- Speed controller MS EC
- Controller IQ-Reg EC
- Plejd Controller
- Pressure regulator CALAIR-PR-230V
- Pressure regulator FKP-R

SOUND DATA

	L_{WA} tot dB (A)	63	125	250	500	1K	2K	4K	8K
Surrounding 10 V	55	38	39	49	50	49	45	40	35
Outlet 10 V	78	66	64	73	68	70	72	67	64
Inlet 10 V	74	58	59	68	67	65	68	65	61
Inlet 8 V	70	53	57	63	64	61	64	60	57
Inlet 7 V	65	48	55	57	59	56	59	56	50
Inlet 5 V	57	40	48	50	50	48	50	50	37

MORE INFORMATION



Find out the latest updated information about this product by visiting www.ostberg.com or scanning this QR code.

DIMENSIONS

