

EcoNordic W4

ART.NO. 800502



Flexit EcoNordic W4 is an indoor climate central with integrated functions for balanced ventilation and tap water production. The unit provides a healthy indoor climate and plenty of hot tapwater in a very energy efficient way.

The product is especially suitable for houses with separate space heating solution and when replacing an old ventilation system and hot water boiler. The unit is built up from 4 modules to simplify handling and installation.

Product description

- Environmental friendly/natural refrigerant CO₂.
- Very high efficiency through heat recovery in both ventilation module and heat pump.
- Rotary heat exchanger for optimal operation in Nordic climate.
- Compressor operation with good efficiency down to -25°C.
- Energy efficient hotwater production to 65°C through compressor only.
- All components placed indoor, no need for outdoor unit.
- Low installed power.

Automatic control

All functions of the indoor climate central are controlled through the app Flexit GO.



	GTIN	Model
800502	7023678005026	EcoNordic W-4 E4200

		400 V~3N	230 V~3		
PERFORMANCE	Tap water profile (EN 16147)	XL	XL		
	COP, tap water (EN 16147)	3.2	3.2		
	Outgoing compressor capacity	3 kW	3 kW		
	Sound output (EN12102-2)	52 dB(A)	52 dB(A)		
	IP class	IP21	IP21		
	Maximum air flow	370 m ³ /h @ 100 Pa	370 m ³ /h @ 100 Pa		
		103 l/s @ 100 Pa	103 l/s @ 100 Pa		
	Operating point	240 m ³ /h @ 100 Pa	240 m ³ /h @ 100 Pa		
	SFP	1.5 @ 240 m ³ /h	1.5 @ 240 m ³ /h		
	Component efficiency	84%	84%		
Temperature efficiency	< 90%	< 90%			
POWER	Rated voltage	400 V~3N	230 V~3		
	Instantaneous water heater output	3 kW (1 kW)	3 kW (1 kW)		
	Fuse size	3x16 A (3x10 A)	3x25 A (3x16 A)		
	Rated current, total	14.3 A (10,0 A)	22.3 A (14.8 A)		
	Rated power, total	6.4 kW (4.4 kW)	6.4 kW (4.4 kW)		
VENTILATION	Fan type	B-wheel	B-wheel		
	Fan motor control	0-10 V	0-10 V		
	Fan speed	3,750 maximum drive speed	3,750 maximum drive speed		
	Automatic control standard	Flexit GO	Flexit GO		
	Filter type (supply air/extract air)	ePM1 55% (F7)	ePM1 55% (F7)		
	Duct connection	Dia. 160 mm	Dia. 160 mm		
HOT WATER	Tank volume	197 litres	197 litres		
	Nominal operating pressure	0.45/4.5 MPa/bar	0.45/4.5 MPa/bar		
	Max operating pressure	0.7/7 MPa/bar	0.7/7 MPa/bar		
	Temperature, hot water	5–65°C (Legionella: 75°C)	5–65°C (Legionella: 75°C)		
HEAT PUMP	Coolant medium	CO ₂ (0.5 kg)	CO ₂ (0.5 kg)		
	GWP	1	1		
	Duct connection	Dia. 200 mm	Dia. 200 mm		
	Max operating pressure	14/140 MPa/bar	14/140 MPa/bar		
	Outdoor air temperature	Min. -25°C	Min. -25°C		
	Inverter control	Yes	Yes		
DIMENSIONS	Height	1,900 mm	1,900 mm		
	Width	1,198 mm	1,198 mm		
	Depth	650 mm	650 mm		
WEIGHT	Total	232 kg			
	Tank module	65 kg	59 kg (weight without door)	65 kg	59 kg (weight without door)
	Ventilation module	84 kg	76 kg (weight without door)	84 kg	76 kg (weight without door)
	Heat pump	71 kg	65 kg (weight without door)	71 kg	65 kg (weight without door)
	Ventilation chassis	12 kg		12 kg	
INSTALLATION	Position	Technical room/cupboard			
	Room temperature	Min. 3°C			

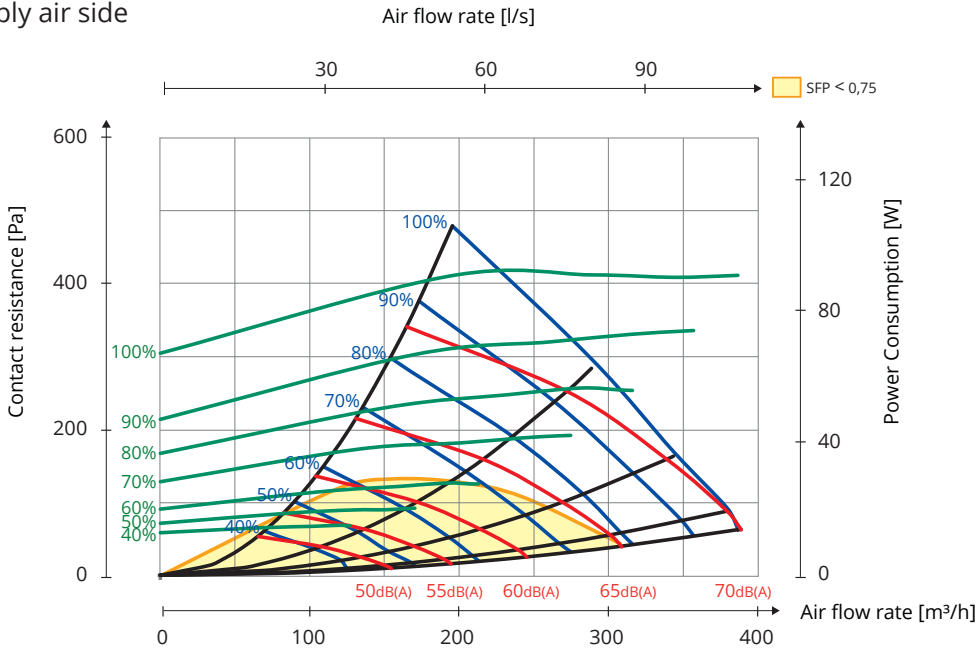
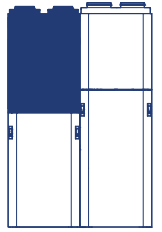
Energy class:



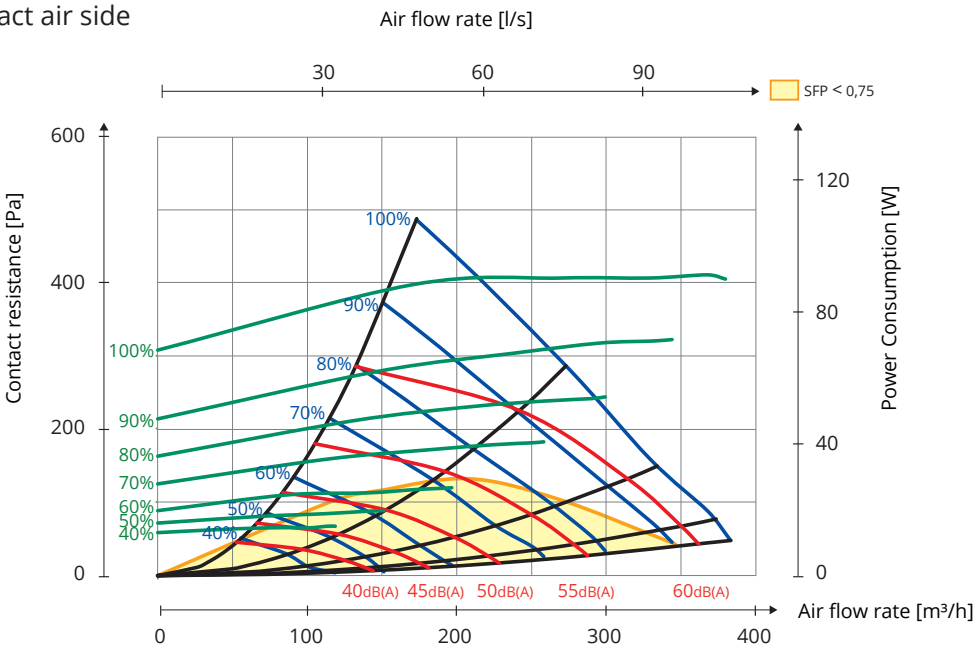
(average climatic conditions)

Capacity Diagram

Supply air side



Extract air side



Hz	63 Lw(dB)	125 Lw(dB)	250 Lw(dB)	500 Lw(dB)	1000 Lw(dB)	2000 Lw(dB)	4000 Lw(dB)	8000 Lw(dB)	LwA (dBA)
Supply air	5	3	2	-2	-12	-9	-15	-20	
Extract air	5	3	2	-2	-12	-9	-15	-20	
Radiated	-31	-19	-14	-15	-16	-20	-26	-35	-12

Explanation of diagram:

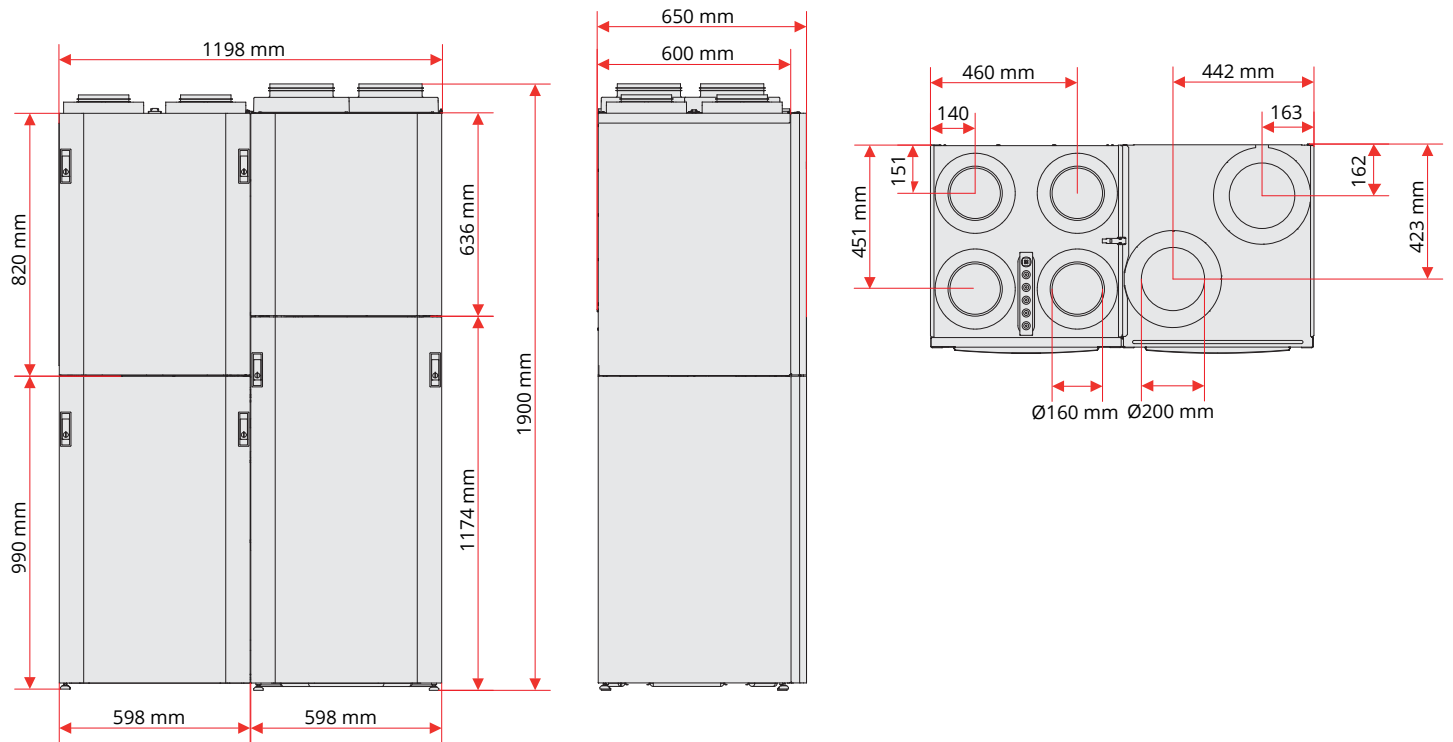
Sound data is specified as sound power level LwA in the capacity diagrams. (This is sound to duct.)

These values can be corrected by means of the table for the different octave bands in order to look at Lw (without adaptation to A band).

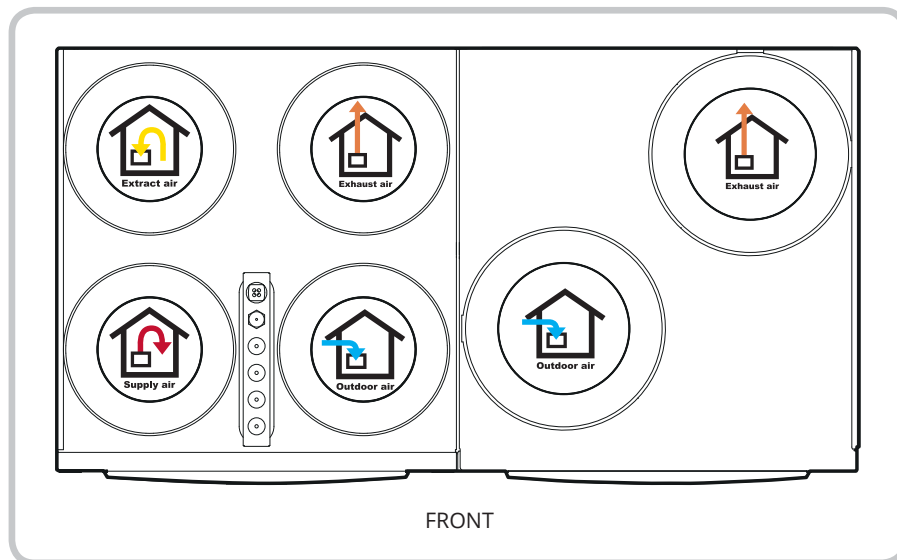
The correction table for the various octaves is stated in Lw, which means that the Lw values are after conversion of each octave for supply air and extract air.

Radiated sound from the unit must be calculated from the supply air diagram.

Dimensioned drawings



Nipple location



For more information on topics including installation, wiring diagrams and accessories, see www.flexit.com