

Flexit S20 X

Type	Automatic
S20 XEL	SP400
S20 XER	SP400
S20 XWL	SP400
S20 XWR	SP400
S20 XEL	CS1000
S20 XER	CS1000
S20 XWL	CS1000
S20 XWR	CS1000



Control Panel included in all units.

	S20 XW	S20 XE
Rated voltage:	400 V	400 V
Fuse:	3 x 16 A	3 x 32 A
Rated current, total:	7,5 A	25 A
Rated power, total:	2 800 W	14 800 W
Rated power, electric battery:		12 000 W
Rated power, fans:	2 x 1 100 W	2 x 1 100 W
Rated preheating power:		
Fan type:	B-wheel	B-wheel
Fan motor control:	Frequency converter	Frequency converter
Max. fan speed:	3 000 rpm	3 000 rpm
Filter type (SUP/EXTR):	F 7	F 7
Filter dimensions (W x H x D):	2 x (360 x 695 x 350 mm)	2 x (360 x 695 x 350 mm)
Number of bags:	7	7
Weight:	296 kg	296 kg
Duct connection:	250 x 500 mm	250 x 500 mm
Height:	1 580 mm	1 580 mm
Width:	1 610 mm	1 610 mm
Depth:	795 mm	795 mm

Flexit S20 X

Accessories



Bag Filter
Art.no. Type
12344 F7



Closing Air Damper w/Spring Return
Art.no. Type
14489 500x250 spring return
14488 500x250 on/off



3-way Valve
Art.no. Type
57228 KVS 2,5 3-way
56433 KVS 2,5 2-way
56072 fittings KVS 2,5
56233 KVS 4,0 3-way
56434 KVS 4,0 2-way



Motor 3-way Valve
Art.no.
56234



SP440 CO₂
Art.no.
09359



SP 435 Motion Detector
Art.no.
09358



SP 450 Motion Detector
Art.no.
09390



SP430 Motion Detector
Art.no.
09357



SP 445 Smoke Detector
Art.no.
09362

Accessories, automatic SP 400



SP 405 Week Timer
Art.no. 09297



SP 415 Forcing Switch
Art.no. 09299



SP 420 Heat Control Switch
Art.no. 09294



RM 400 Refrigeration Control
Art.no. 09356

Accessories, automatic CS1000



CC 1060 GSM-card
Art.no. 09370

Modem, antenna with cable and magnet holder, transformer and cable 0,8 m.

CC 1061 GSM-equipment
Art.no. 09371



CC 1062 LON-card
Art.no. 09372



CC 1063 WEB/OPC-card
Art.no. 09373



CC 1040 Room Sensor
Art.no. 09368



CC 1041 Outdoor Air Sensor
Art.no. 09369

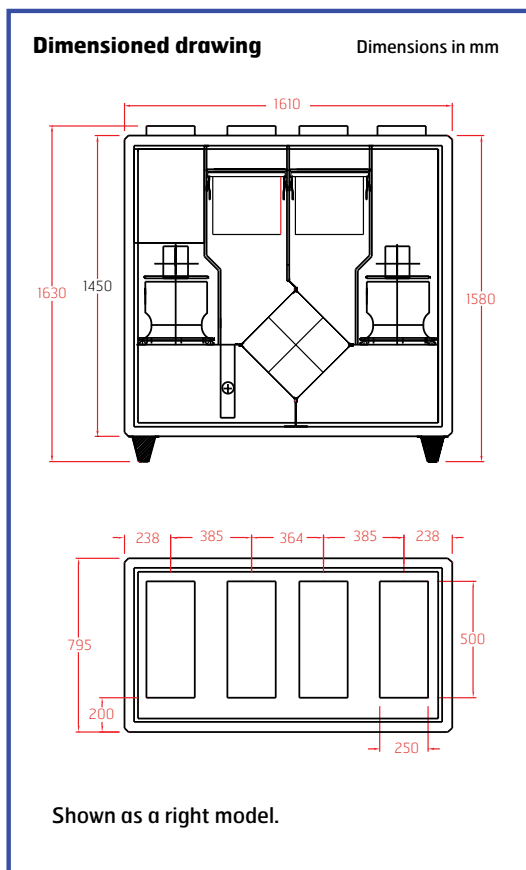
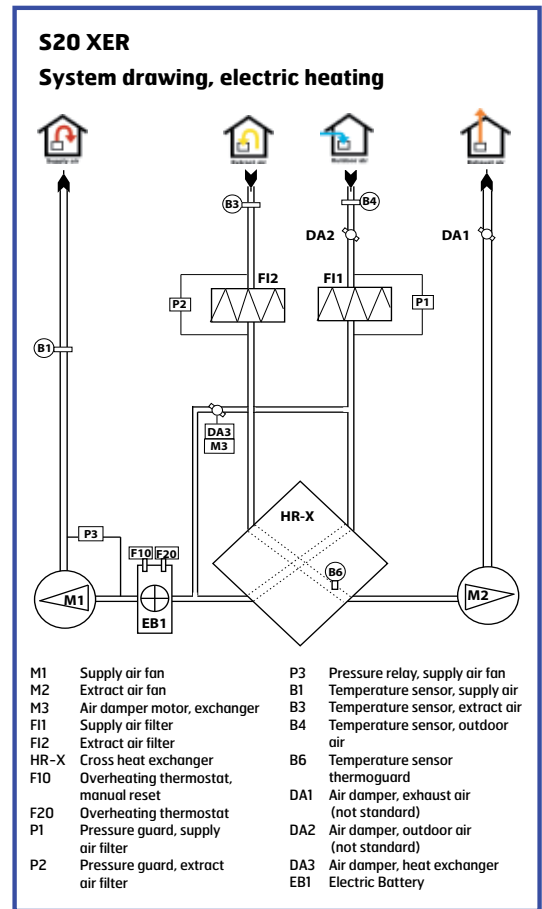
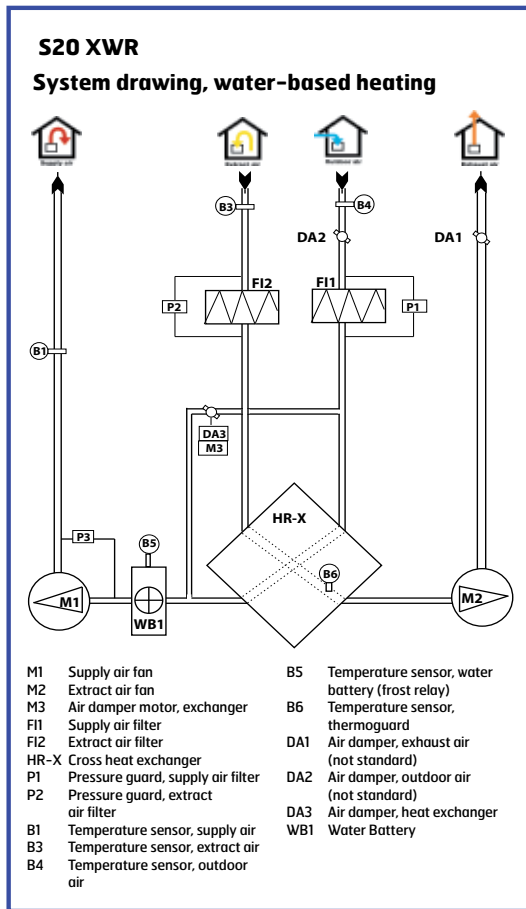


CC 1050 Pressure Sensor
Art.no. 09367



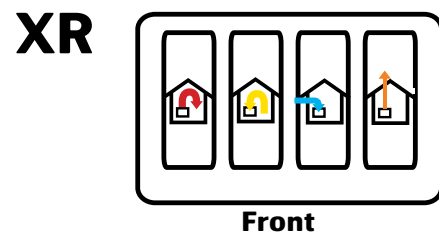
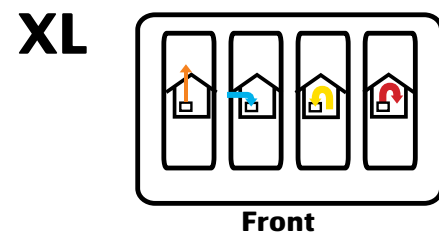
Press Button
Art.no. 09364

Flexit S20 X



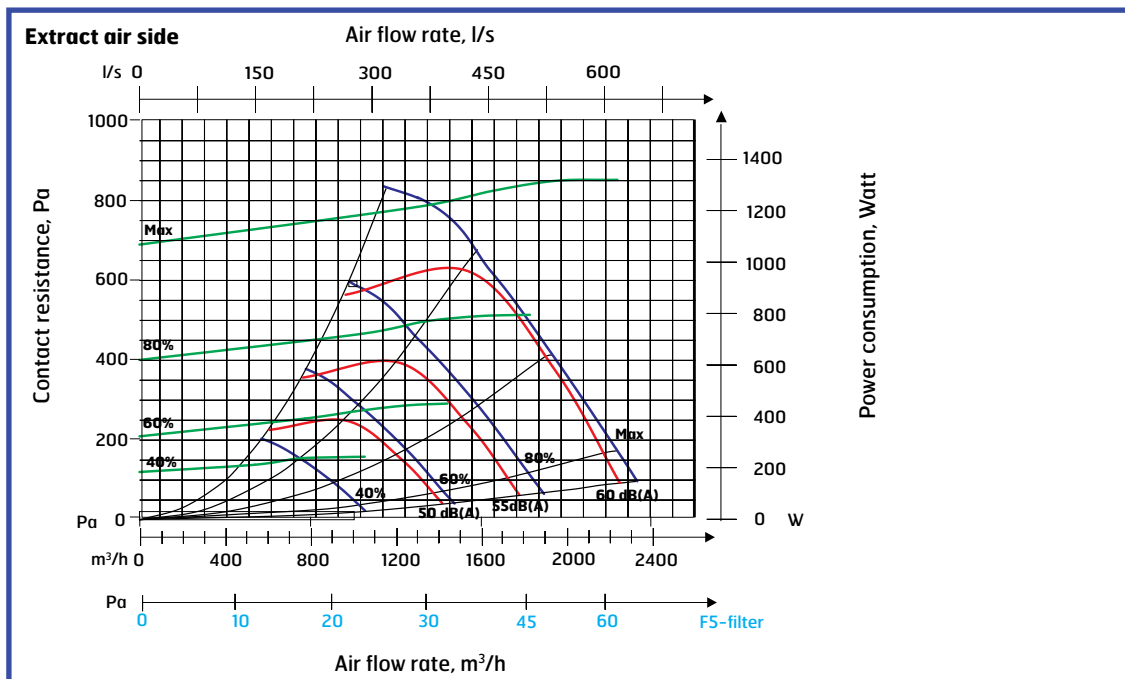
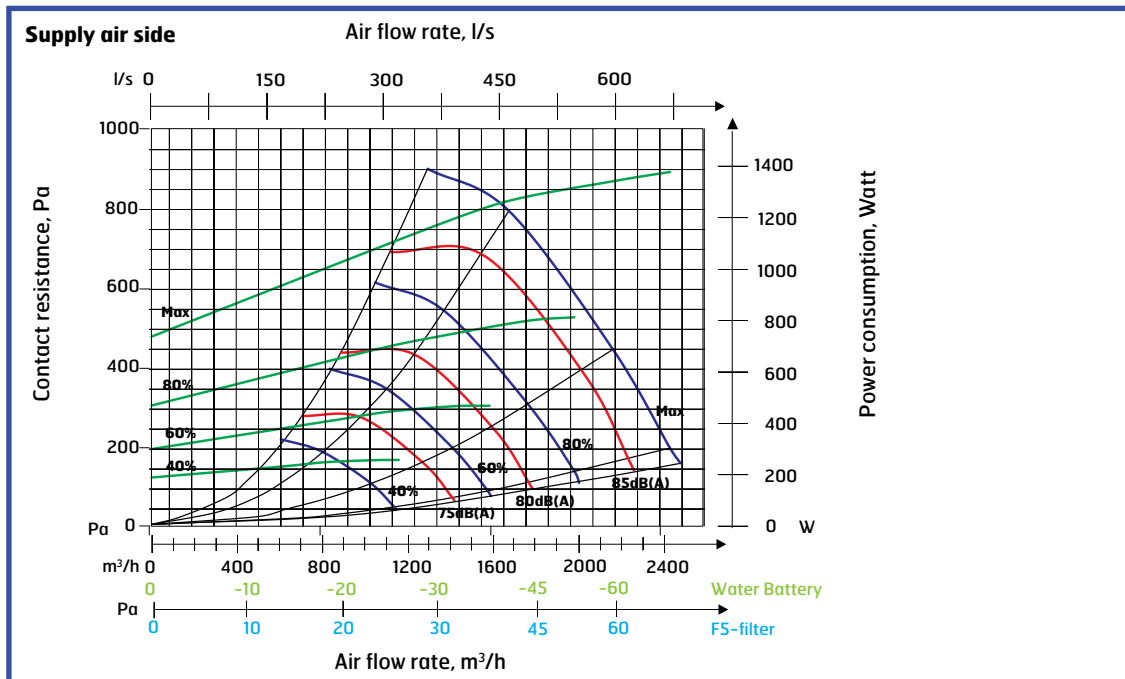
Duct connection

Connection drawings and dimensions of nipples for the various unit variants;
XL = Cross left, XR = Cross right



Flexit S20 X

Capacity Diagram S20 X W/E (measured with F7 filter)



Sound data is given at sound power level LwA in the capacity diagrams and is corrected with the table below for the various octave bands. Radiated noise produces Lw in the various octave bands and total LwA. Radiated noise is calculated by taking the noise value from the supply air table and deducting the total value from the correction factor table.

Correction factor for Lw									
Hz	63	125	250	500	1000	2000	4000	8000	Total LwA
Supply air	-2	-7	4	-4	-6	-14	-23	-37	
Extract air	21	10	3	-3	-15	-27	-32	-41	
Radiated	-35	-29	-27	-28	-27	-28	-31	-46	-22

Supply air data is measured in accordance with ISO 5136, the in-duct method. Radiated noise is measured in accordance with ISO 9614-2. Bruel & Kjaer measuring equipment, type 2260.

Blue curves: Air capacity at various capacity settings in Volt.

Green curves: Supply air fan power consumption at various capacity settings.

Red curves: Sound power level LwA, cf. correction table.

Light blue correction axe: Pressure increase using an EU-5 filter.

Light green correction axe: Pressure increase using water battery.