



PGV
Rectangular duct heaters
for hot water

PGV

Rectangular duct heaters for hot water

The PGV with rectangular duct connection uses hot water as the energy carrier and is used for heating the ventilation air in a ventilation system. The PGV can also be used as the heater in a supply air unit. For controlling the room or supply air temperature, the duct heater is supplemented with regulator, sensors, actuators, valves and anti-freeze protection.

- 18 standard sizes
- Casing of Aluzinc-coated sheet steel
- Tappings for drainage and venting
- Coil with copper tubes and aluminium fins
- Tapped connection for fitting a sensor in a pocket for anti-freeze protection
- Air tightness class C to EN 15727

Design

The casing is made of Aluzinc-coated sheet steel. The coil has copper tubes and aluminium fins. The duct heater is also equipped with tappings for drainage and venting, and a tapped connection for fitting a immersion sensor in a pocket for anti-freeze protection.

Operating data

Max. operating temperature: +150°C
 Max. operating pressure: 1,0 MPa (10 bar)
 The coils are pressure tested and tested for leakage.

Capacity

Examples of capacity for each size are given on pages 4 to 12. You can also do your own calculations using our web-based VEAB Select calculation program (www.veab.com), or get in touch with our sales technicians for assistance.

Installation

The PGV can be installed in a horizontal or vertical duct, and the air flow can be in either direction.

Control

See pages 14 to 17 for a list of regulators, sensors, valves and actuators.

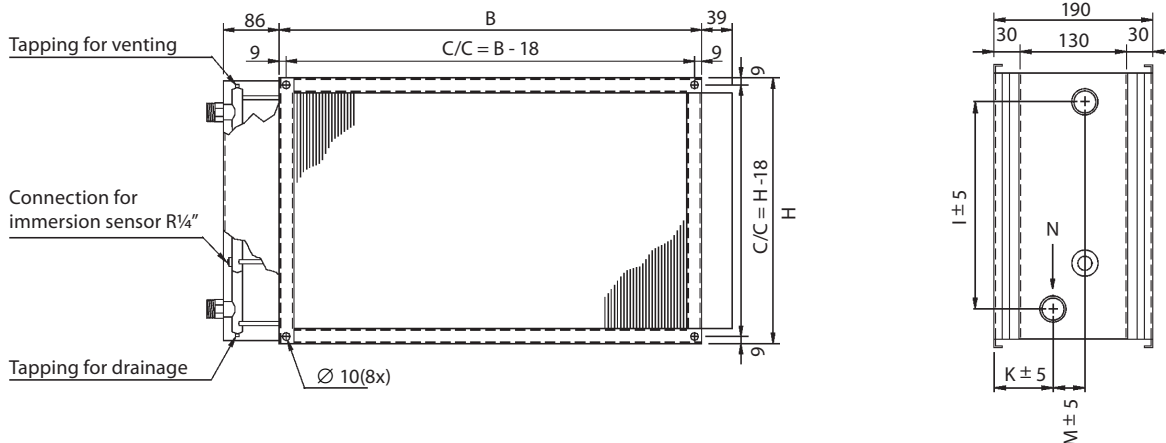


Air tightness class C

The PGV duct heater conforms to air tightness class C, which ensures that the heated air will reach its destination and will not leak out of the ventilation system – which saves energy and money.

Product range overview and dimensions

Type	B mm	H mm	I mm	K mm	M mm	N conn. R	Coil inside volume l
PGV 400x200-2-2,5	438	238	150	63	43	3/4"	0.7
PGV 400x200-4-2,5	438	238	150	63	65	3/4"	1.2
PGV 500x250-2-2,5	538	288	200	63	43	3/4"	0.8
PGV 500x250-4-2,5	538	288	200	63	65	3/4"	1.4
PGV 500x300-2-2,5	538	338	250	63	43	3/4"	1.2
PGV 500x300-4-2,5	538	338	250	63	65	1"	2.2
PGV 600x300-2-2,5	638	338	250	63	43	3/4"	1.3
PGV 600x300-4-2,5	638	338	250	63	65	1"	2.6
PGV 600x350-2-2,5	638	388	300	63	43	3/4"	1.5
PGV 600x350-4-2,5	638	388	300	63	65	1"	3.0
PGV 700x400-2-2,5	738	438	350	61	47	1"	2.5
PGV 700x400-3-2,5	738	438	350	66	58	1"	3.5
PGV 800x500-2-2,5	838	538	450	61	47	1"	3.4
PGV 800x500-3-2,5	838	538	450	66	58	1"	4.9
PGV 1000x500-2-2,5	1038	538	450	61	47	1"	4.1
PGV 1000x500-3-2,5	1038	538	450	66	58	1"	5.9
PGV 1200x600-2-2,5	1238	638	545	61	47	1"	5.7
PGV 1200x600-3-2,5	1238	638	545	66	58	1 1/4"	8.6



Project design/ordering

Descriptive text for - PGV

VEAB type PGV duct heater with casing of Aluzinc-coated sheet steel, coil with copper tubes and aluminium fins. The duct heaters conform to air tightness class C to EN 15727. The heater is controlled by an external regulator, sensors, valves and actuators, which must be ordered separately.

Type designation PGV 400x200 - 2 - 2.5

(example)

Size designation

Number of tube rows

Fin pitch, mm

Specify the following for project ordering:

- Air flow rate: - m³/h
- Inlet air temperature: - °C
- Outlet air temp. or required output: - °C or kW
- Duct size: - mm
- Inlet water temp.: - °C
- Outlet water temp. or water flow: - °C or l/sec
- Anti-freeze agent: - type / %

Capacity PGV 400×200-2-2,5

Water temp.			in/out 80°C/60°C				in/out 60°C/40°C				in/out 55°C/45°C			
Air flow	Air press. drop	Inlet air temp.	Outlet air temp.	Output	Water flow	Water press. drop	Outlet air temp.	Output	Water flow	Water press. drop	Outlet air temp.	Output	Water flow	Water press. drop
m ³ /h	Pa	°C	°C	kW	l/s	kPa	°C	kW	l/s	kPa	°C	kW	l/s	kPa
576	24	-5	32.3	7.9	0.10	1.7	19.9	5.3	0.06	0.8	22.7	5.9	0.14	3.7
576	23	0	34.8	7.2	0.09	1.5	22.2	4.6	0.06	0.7	25.2	5.2	0.13	3.0
576	23	5	37.3	6.6	0.08	1.2	24.4	4.0	0.05	0.5	27.6	4.6	0.11	2.4
576	22	10	39.8	6.0	0.07	1.0	26.3	3.3	0.04	0.3	30.0	4.0	0.10	1.8
576	22	15	42.1	5.4	0.07	0.8	27.7	2.5	0.03	0.2	32.3	3.4	0.08	1.3
864	51	-5	26.6	10.0	0.12	2.7	16.1	6.7	0.08	1.3	18.6	7.5	0.18	5.9
864	50	0	29.5	9.2	0.11	2.3	18.9	5.9	0.07	1.0	21.5	6.7	0.16	4.8
864	49	5	32.4	8.4	0.10	1.9	21.6	5.1	0.06	0.8	24.3	5.9	0.14	3.8
864	48	10	35.3	7.6	0.09	1.6	24.1	4.2	0.05	0.6	27.1	5.1	0.12	2.9
864	47	15	38.0	6.8	0.08	1.3	26.4	3.4	0.04	0.4	29.7	4.4	0.11	2.1
1152	87	-5	22.9	11.8	0.15	3.6	13.6	7.9	0.10	1.8	15.9	8.8	0.21	8.0
1152	85	0	26.1	10.8	0.13	3.1	16.7	6.9	0.08	1.4	19.0	7.9	0.19	6.5
1152	83	5	29.2	9.9	0.12	2.6	19.6	6.0	0.07	1.1	22.1	7.0	0.17	5.1
1152	82	10	32.3	8.9	0.11	2.2	22.5	5.0	0.06	0.8	25.1	6.0	0.15	3.9
1152	80	15	35.3	8.0	0.10	1.8	25.2	4.0	0.05	0.5	28.0	5.1	0.12	2.9

Capacity PGV 400×200-4-2,5

Water temp.			in/out 80°C/60°C				in/out 60°C/40°C				in/out 55°C/45°C			
Air flow	Air press. drop	Inlet air temp.	Outlet air temp.	Output	Water flow	Water press. drop	Outlet air temp.	Output	Water flow	Water press. drop	Outlet air temp.	Output	Water flow	Water press. drop
m ³ /h	Pa	°C	°C	kW	l/s	kPa	°C	kW	l/s	kPa	°C	kW	l/s	kPa
576	49	-5	52.0	12.1	0.15	1.4	32.2	7.9	0.10	0.6	37.1	8.9	0.22	2.9
576	47	0	53.1	11.0	0.14	1.1	32.5	6.8	0.08	0.5	38.2	7.9	0.19	2.3
576	46	5	54.2	10.0	0.12	1.0	32.1	5.5	0.07	0.3	39.2	7.0	0.17	1.8
576	45	10	55.1	9.1	0.11	0.8	31.5	4.3	0.05	0.2	40.1	6.0	0.15	1.4
576	44	15	55.9	8.1	0.10	0.6	33.2	3.6	0.04	0.1	40.9	5.1	0.12	1.0
864	103	-5	45.7	16.1	0.20	2.4	28.3	10.6	0.13	1.1	32.6	12.0	0.29	5.1
864	100	0	47.3	14.7	0.18	2.0	29.5	9.2	0.11	0.8	34.1	10.6	0.26	4.1
864	98	5	48.8	13.4	0.16	1.7	30.3	7.8	0.09	0.6	35.6	9.4	0.23	3.2
864	96	10	50.2	12.1	0.15	1.4	30.6	6.2	0.08	0.4	36.9	8.1	0.20	2.4
864	94	15	51.5	10.8	0.13	1.1	29.8	4.4	0.05	0.2	38.2	6.9	0.17	1.8
1152	174	-5	41.1	19.5	0.24	3.4	25.3	12.9	0.16	1.6	29.3	14.5	0.35	7.5
1152	170	0	43.0	17.9	0.22	2.9	26.9	11.2	0.14	1.2	31.1	13.0	0.31	6.0
1152	167	5	44.8	16.2	0.20	2.4	28.3	9.5	0.12	0.9	32.9	11.4	0.28	4.7
1152	163	10	46.5	14.7	0.18	2.0	29.4	7.8	0.09	0.6	34.6	9.9	0.24	3.5
1152	159	15	48.2	13.1	0.16	1.6	29.5	5.7	0.07	0.3	36.2	8.3	0.20	2.6

Capacity PGV 500×250-2-2,5

Water temp.			in/out 80°C/60°C				in/out 60°C/40°C				in/out 55°C/45°C			
Air flow	Air press. drop	Inlet air temp.	Outlet air temp.	Output	Water flow	Water press. drop	Outlet air temp.	Output	Water flow	Water press. drop	Outlet air temp.	Output	Water flow	Water press. drop
m ³ /h	Pa	°C	°C	kW	l/s	kPa	°C	kW	l/s	kPa	°C	kW	l/s	kPa
900	24	-5	34.0	12.9	0.16	5.7	22.1	9.0	0.11	3.0	23.8	9.5	0.23	12.3
900	23	0	36.6	11.9	0.15	4.9	24.5	8.0	0.10	2.4	26.3	8.5	0.21	10.0
900	23	5	39.1	10.9	0.13	4.2	26.9	7.0	0.09	1.9	28.7	7.6	0.18	8.0
900	23	10	41.5	9.9	0.12	3.5	29.2	6.0	0.07	1.4	31.1	6.6	0.16	6.2
900	22	15	43.9	8.9	0.11	2.9	31.3	5.0	0.06	1.0	33.4	5.7	0.14	4.7
1350	51	-5	28.1	16.4	0.20	9.0	18.0	11.4	0.14	4.7	19.5	12.2	0.30	19.5
1350	50	0	31.1	15.1	0.19	7.7	20.8	10.1	0.12	3.8	22.4	10.9	0.26	15.9
1350	49	5	34.0	13.9	0.17	6.6	23.6	8.9	0.11	3.0	25.2	9.7	0.23	12.6
1350	48	10	36.8	12.6	0.15	5.5	26.3	7.6	0.09	2.2	28.0	8.5	0.21	9.8
1350	47	15	39.6	11.4	0.14	4.5	28.9	6.4	0.08	1.6	30.7	7.3	0.18	7.4
1800	87	-5	24.2	19.4	0.24	12.3	15.3	13.4	0.16	6.4	16.7	14.4	0.35	26.6
1800	85	0	27.4	17.8	0.22	10.5	18.4	11.9	0.15	5.1	19.8	12.9	0.31	21.6
1800	84	5	30.6	16.3	0.20	8.9	21.4	10.5	0.13	4.0	22.9	11.4	0.28	17.3
1800	82	10	33.7	14.8	0.18	7.5	24.4	9.0	0.11	3.0	25.9	10.0	0.24	13.4
1800	80	15	36.7	13.4	0.16	6.1	27.2	7.5	0.09	2.2	28.9	8.6	0.21	10.1

PGV

Capacity PGV 500×250-4-2,5

Water temp.			in/out 80°C/60°C				in/out 60°C/40°C				in/out 55°C/45°C			
Air flow	Air press. drop	Inlet air temp.	Outlet air temp.	Output	Water flow	Water press. drop	Outlet air temp.	Output	Water flow	Water press. drop	Outlet air temp.	Output	Water flow	Water press. drop
m ³ /h	Pa	°C	°C	kW	l/s	kPa	°C	kW	l/s	kPa	°C	kW	l/s	kPa
900	49	-5	55,6	20,1	0,25	5,3	37,7	14,1	0,17	2,8	39,2	14,6	0,36	11,1
900	47	0	56,8	18,5	0,23	4,5	38,7	12,6	0,15	2,2	40,3	13,1	0,32	9,0
900	46	5	57,9	16,9	0,21	3,8	39,6	11,0	0,13	1,8	41,4	11,6	0,28	7,1
900	45	10	59,0	15,4	0,19	3,2	40,3	9,5	0,12	1,3	42,4	10,1	0,25	5,5
900	44	15	59,9	13,8	0,17	2,6	40,9	8,0	0,10	1,0	43,3	8,7	0,21	4,2
1350	103	-5	49,1	26,8	0,33	9,2	32,9	18,8	0,23	4,8	34,6	19,7	0,48	19,4
1350	100	0	50,6	24,7	0,30	7,8	34,3	16,7	0,20	3,8	36,1	17,6	0,43	15,7
1350	98	5	52,2	22,6	0,28	6,6	35,7	14,7	0,18	3,0	37,6	15,6	0,38	12,5
1350	95	10	53,6	20,5	0,25	5,5	36,9	12,7	0,15	2,3	39,0	13,6	0,33	9,7
1350	93	15	55,0	18,5	0,23	4,5	38,0	10,6	0,13	1,6	40,3	11,7	0,28	7,2
1800	174	-5	44,3	32,6	0,40	13,3	29,4	22,8	0,28	6,9	31,2	24,0	0,58	28,3
1800	170	0	46,2	30,0	0,37	11,3	31,2	20,3	0,25	5,5	33,0	21,5	0,52	22,9
1800	166	5	48,0	27,4	0,34	9,6	32,9	17,8	0,22	4,3	34,8	19,0	0,46	18,2
1800	162	10	49,8	24,9	0,31	8,0	34,4	15,3	0,19	3,3	36,5	16,6	0,40	14,1
1800	159	15	51,5	22,5	0,28	6,5	35,9	12,9	0,16	2,3	38,1	14,3	0,35	10,5

Capacity PGV 500×300-2-2,5

Water temp.			in/out 80°C/60°C				in/out 60°C/40°C				in/out 55°C/45°C			
Air flow	Air press. drop	Inlet air temp.	Outlet air temp.	Output	Water flow	Water press. drop	Outlet air temp.	Output	Water flow	Water press. drop	Outlet air temp.	Output	Water flow	Water press. drop
m ³ /h	Pa	°C	°C	kW	l/s	kPa	°C	kW	l/s	kPa	°C	kW	l/s	kPa
1080	24	-5	32.7	15.0	0.18	3.1	20.5	10.1	0.12	1.5	23.0	11.1	0.27	6.7
1080	23	0	35.3	13.8	0.17	2.6	22.9	8.9	0.11	1.2	25.5	10.0	0.24	5.4
1080	23	5	37.8	12.6	0.15	2.2	25.2	7.7	0.09	0.9	27.9	8.8	0.21	4.3
1080	22	10	40.3	11.4	0.14	1.8	27.3	6.5	0.08	0.7	30.3	7.6	0.19	3.3
1080	22	15	42.7	10.2	0.13	1.5	29.1	5.2	0.06	0.4	32.6	6.5	0.16	2.4
1620	51	-5	27.0	19.1	0.23	4.9	16.6	12.9	0.16	2.4	18.9	14.2	0.35	10.6
1620	50	0	30.0	17.5	0.22	4.1	19.4	11.4	0.14	1.9	21.7	12.7	0.31	8.6
1620	49	5	32.9	16.0	0.20	3.5	22.2	9.9	0.12	1.4	24.6	11.2	0.27	6.8
1620	48	10	35.7	14.5	0.18	2.9	24.8	8.3	0.10	1.1	27.3	9.8	0.24	5.2
1620	47	15	38.5	13.0	0.16	2.4	27.2	6.8	0.08	0.7	30.0	8.3	0.20	3.9
2160	87	-5	23.3	22.5	0.28	6.6	14.1	15.2	0.18	3.2	16.1	16.8	0.41	14.5
2160	85	0	26.5	20.6	0.25	5.6	17.2	13.4	0.16	2.6	19.2	15.0	0.36	11.71
2160	83	5	29.6	18.8	0.23	4.7	20.2	11.6	0.14	2.0	22.3	13.2	0.32	9.3
2160	82	10	32.7	17.1	0.21	3.9	23.1	9.8	0.12	1.4	25.3	11.5	0.28	7.1
2160	80	15	35.7	15.3	0.19	3.2	25.9	8.0	0.10	1.0	28.3	9.8	0.24	5.3

Capacity PGV 500×300-4-2,5

Water temp.			in/out 80°C/60°C				in/out 60°C/40°C				in/out 55°C/45°C			
Air flow	Air press. drop	Inlet air temp.	Outlet air temp.	Output	Water flow	Water press. drop	Outlet air temp.	Output	Water flow	Water press. drop	Outlet air temp.	Output	Water flow	Water press. drop
m ³ /h	Pa	°C	°C	kW	l/s	kPa	°C	kW	l/s	kPa	°C	kW	l/s	kPa
1080	49	-5	55.8	24.1	0.30	4.4	37.9	17.0	0.21	2.4	39.3	17.6	0.43	9.1
1080	47	0	56.9	22.2	0.27	3.7	38.9	15.2	0.18	1.9	40.4	15.8	0.38	7.4
1080	46	5	58.0	20.3	0.25	3.2	39.7	13.3	0.16	1.5	41.5	14.0	0.34	5.9
1080	45	10	59.1	18.5	0.23	2.6	40.5	11.5	0.14	1.1	42.4	12.2	0.30	4.6
1080	44	15	60.1	16.7	0.20	2.2	41.1	9.6	0.12	0.8	43.4	10.5	0.25	3.5
1620	103	-5	49.2	32.3	0.40	7.6	33.1	22.7	0.28	4.0	34.7	23.7	0.57	16.0
1620	100	0	50.8	29.7	0.36	6.5	34.5	20.2	0.25	3.2	36.2	21.2	0.51	13.0
1620	98	5	52.3	27.2	0.33	5.5	35.8	17.7	0.22	2.5	37.7	18.8	0.46	10.3
1620	95	10	53.8	24.7	0.30	4.6	37.1	15.3	0.19	1.9	39.1	16.4	0.40	8.0
1620	93	15	55.2	22.3	0.27	3.8	38.2	12.9	0.16	1.4	40.4	14.1	0.34	6.0
2160	174	-5	44.4	39.2	0.48	10.9	29.6	27.5	0.33	5.7	31.3	28.8	0.70	23.2
2160	170	0	46.3	36.1	0.44	9.3	31.3	24.4	0.30	4.6	33.1	25.8	0.63	18.8
2160	166	5	48.1	33.0	0.41	7.9	33.0	21.4	0.26	3.6	34.9	22.9	0.56	15.0
2160	162	10	49.9	30.0	0.37	6.6	34.6	18.5	0.22	2.7	36.6	20.0	0.49	11.6
2160	159	15	51.6	27.1	0.33	5.4	36.1	15.6	0.19	2.0	38.2	17.2	0.42	8.7

Capacity PGV 600×300-2-2,5

Water temp.			in/out 80°C/60°C				in/out 60°C/40°C				in/out 55°C/45°C			
Air flow	Air press. drop	Inlet air temp.	Outlet air temp.	Output	Water flow	Water press. drop	Outlet air temp.	Output	Water flow	Water press. drop	Outlet air temp.	Output	Water flow	Water press. drop
m ³ /h	Pa	°C	°C	kW	l/s	kPa	°C	kW	l/s	kPa	°C	kW	l/s	kPa
1296	24	-5	33.5	18.3	0.23	4.8	21.4	12.6	0.15	2.4	23.4	13.6	0.33	10.3
1296	24	0	36.0	16.9	0.21	4.1	23.9	11.2	0.14	2.0	25.9	12.1	0.29	8.4
1296	23	5	38.5	15.4	0.19	3.5	26.2	9.7	0.12	1.5	28.4	10.7	0.26	6.7
1296	23	10	41.0	14.0	0.17	2.9	28.4	8.3	0.10	1.1	30.8	9.4	0.23	5.2
1296	22	15	43.4	12.6	0.15	2.4	30.5	6.9	0.08	0.8	33.1	8.0	0.19	3.8
1944	51	-5	27.7	23.3	0.29	7.6	17.4	16.0	0.19	3.8	19.2	17.3	0.42	16.4
1944	50	0	30.6	21.5	0.26	6.5	20.2	14.2	0.17	3.1	22.1	15.5	0.38	13.3
1944	49	5	33.5	19.6	0.24	5.5	23.0	12.4	0.15	2.4	24.9	13.7	0.33	10.6
1944	48	10	36.3	17.8	0.22	4.6	25.6	10.6	0.13	1.8	27.7	12.0	0.29	8.2
1944	47	15	39.1	16.0	0.20	3.7	28.2	8.8	0.11	1.3	30.4	10.3	0.25	6.1
2592	87	-5	23.8	27.5	0.34	10.3	14.8	18.8	0.23	5.2	16.5	20.5	0.50	22.5
2592	86	0	27.0	25.3	0.31	8.8	17.8	16.7	0.20	4.2	19.6	18.3	0.44	18.3
2592	84	5	30.1	23.1	0.28	7.4	20.9	14.6	0.18	3.2	22.6	16.2	0.39	14.5
2592	82	10	33.2	21.0	0.26	6.2	23.8	12.5	0.15	2.4	25.7	14.1	0.34	11.2
2592	81	15	36.3	18.9	0.23	5.1	26.7	10.4	0.13	1.7	28.6	12.1	0.29	8.3

PGV

Capacity PGV 600×300-4-2,5

Water temp.			in/out 80°C/60°C				in/out 60°C/40°C				in/out 55°C/45°C			
Air flow	Air press. drop	Inlet air temp.	Outlet air temp.	Output	Water flow	Water press. drop	Outlet air temp.	Output	Water flow	Water press. drop	Outlet air temp.	Output	Water flow	Water press. drop
m ³ /h	Pa	°C	°C	kW	l/s	kPa	°C	kW	l/s	kPa	°C	kW	l/s	kPa
1296	49	-5	56.4	29.3	0.36	6.8	38.8	20.9	0.25	3.8	39.7	21.3	0.52	14.3
1296	47	0	57.6	27.0	0.33	5.9	39.8	18.6	0.23	3.0	40.8	19.1	0.46	11.6
1296	46	5	58.7	24.7	0.30	5.0	40.7	16.4	0.20	2.4	41.9	16.9	0.41	9.3
1296	45	10	59.8	22.5	0.28	4.2	41.5	14.2	0.17	1.9	42.9	14.8	0.36	7.3
1296	44	15	60.8	20.3	0.25	3.5	42.2	12.1	0.15	1.4	43.8	12.8	0.31	5.5
1944	103	-5	49.8	39.2	0.48	11.8	33.9	27.8	0.34	6.4	35.1	28.7	0.70	24.9
1944	100	0	51.4	36.1	0.44	10.1	35.3	24.8	0.30	5.2	36.6	25.7	0.62	20.3
1944	98	5	53.0	33.1	0.41	8.6	36.7	21.9	0.27	4.1	38.1	22.8	0.55	16.2
1944	96	10	54.4	30.1	0.37	7.2	38.0	18.9	0.23	3.2	39.5	20.0	0.48	12.6
1944	93	15	55.8	27.2	0.33	6.0	39.1	16.1	0.20	2.3	40.8	17.2	0.42	9.5
2592	174	-5	45.0	47.7	0.59	17.1	30.3	33.7	0.41	9.2	31.7	35.0	0.85	36.1
2592	170	0	46.9	43.9	0.54	14.6	32.1	30.0	0.37	7.4	33.5	31.4	0.76	29.4
2592	166	5	48.7	40.2	0.49	12.4	33.8	26.4	0.32	5.9	35.3	27.8	0.67	23.5
2592	163	10	50.5	36.6	0.45	10.4	35.4	22.9	0.28	4.5	37.0	24.3	0.59	18.3
2592	159	15	52.2	33.0	0.41	8.6	36.9	19.4	0.24	3.3	38.6	20.9	0.51	13.8

Capacity PGV 600×350-2-2,5

Water temp.			in/out 80°C/60°C				in/out 60°C/40°C				in/out 55°C/45°C			
Air flow	Air press. drop	Inlet air temp.	Outlet air temp.	Output	Water flow	Water press. drop	Outlet air temp.	Output	Water flow	Water press. drop	Outlet air temp.	Output	Water flow	Water press. drop
m ³ /h	Pa	°C	°C	kW	l/s	kPa	°C	kW	l/s	kPa	°C	kW	l/s	kPa
1512	24	-5	33.3	21.3	0.26	5.3	21.3	14.6	0.18	2.7	23.4	15.8	0.38	11.4
1512	23	0	35.9	19.6	0.24	4.5	23.7	13.0	0.16	2.1	25.9	14.1	0.34	9.2
1512	23	5	38.4	17.9	0.22	3.8	26.0	11.3	0.14	1.6	28.3	12.5	0.30	7.3
1512	22	10	40.9	16.3	0.20	3.2	28.2	9.6	0.12	1.2	30.7	10.9	0.26	5.6
1512	22	15	43.3	14.6	0.18	2.6	30.3	7.9	0.10	0.8	33.0	9.3	0.23	4.2
2268	51	-5	27.6	27.2	0.33	8.4	17.3	18.6	0.23	4.2	19.2	20.2	0.49	18.2
2268	50	0	30.5	25.0	0.31	7.1	20.1	16.5	0.20	3.3	22.1	18.1	0.44	14.7
2268	49	5	33.4	22.8	0.28	6.0	22.9	14.4	0.17	2.6	24.9	16.0	0.39	11.7
2268	48	10	36.2	20.7	0.25	5.0	25.5	12.3	0.15	1.9	27.6	13.9	0.34	9.0
2268	47	15	39.0	18.6	0.23	4.1	28.1	10.2	0.12	1.3	30.4	11.9	0.29	6.7
3024	87	-5	23.7	32.0	0.39	11.4	14.7	21.9	0.27	5.7	16.4	23.8	0.58	24.9
3024	85	0	26.9	29.4	0.36	9.7	17.7	19.4	0.24	4.5	19.5	21.3	0.52	20.2
3024	83	5	30.1	26.9	0.33	8.2	20.8	16.9	0.21	3.5	22.6	18.9	0.46	16.0
3024	82	10	33.2	24.4	0.30	6.8	23.7	14.4	0.18	2.6	25.6	16.4	0.40	12.3
3024	80	15	36.2	21.9	0.27	5.6	26.6	12.0	0.15	1.8	28.6	14.1	0.34	9.1

Capacity PGV 600×350-4-2,5

Water temp.			in/out 80°C/60°C				in/out 60°C/40°C				in/out 55°C/45°C			
Air flow	Air press. drop	Inlet air temp.	Outlet air temp.	Output	Water flow	Water press. drop	Outlet air temp.	Output	Water flow	Water press. drop	Outlet air temp.	Output	Water flow	Water press. drop
m ³ /h	Pa	°C	°C	kW	l/s	kPa	°C	kW	l/s	kPa	°C	kW	l/s	kPa
1512	49	-5	56.5	34.2	0.42	7.8	38.9	24.4	0.30	4.3	39.8	24.9	0.60	16.2
1512	48	0	57.7	31.5	0.39	6.7	39.9	21.8	0.26	3.5	40.9	22.3	0.54	13.2
1512	47	5	58.8	28.9	0.35	5.7	40.8	19.2	0.23	2.7	41.9	19.8	0.48	10.5
1512	45	10	59.9	26.3	0.32	4.7	41.6	16.7	0.20	2.1	42.9	17.3	0.42	8.2
1512	44	15	60.9	23.7	0.29	3.9	42.3	14.2	0.17	1.6	43.9	14.9	0.36	6.2
2268	104	-5	49.9	45.8	0.56	13.5	34.0	32.5	0.40	7.3	35.1	33.5	0.81	28.3
2268	101	0	51.5	42.2	0.52	11.5	35.4	29.0	0.35	5.9	36.7	30.0	0.73	23.1
2268	99	5	53.0	38.6	0.47	9.8	36.8	25.6	0.31	4.7	38.1	26.6	0.65	18.4
2268	96	10	54.5	35.2	0.43	8.2	38.1	22.2	0.27	3.6	39.5	23.3	0.57	14.4
2268	94	15	55.9	31.8	0.39	6.8	39.2	18.8	0.23	2.6	40.9	20.1	0.49	10.8
3024	176	-5	45.1	55.7	0.68	19.5	30.4	39.4	0.48	10.5	31.7	40.8	0.99	41.2
3024	172	0	47.0	51.3	0.63	16.7	32.2	35.1	0.43	8.4	33.5	36.6	0.89	33.5
3024	168	5	48.8	47.0	0.58	14.1	33.9	30.9	0.38	6.7	35.3	32.5	0.79	26.8
3024	164	10	50.6	42.8	0.53	11.8	35.5	26.8	0.33	5.1	37.0	28.4	0.69	20.8
3024	160	15	52.3	38.6	0.47	9.8	37.0	22.8	0.28	3.8	38.6	24.5	0.59	15.7

Capacity PGV 700×400-2-2,5

Water temp.			in/out 80°C/60°C				in/out 60°C/40°C				in/out 55°C/45°C			
Air flow	Air press. drop	Inlet air temp.	Outlet air temp.	Output	Water flow	Water press. drop	Outlet air temp.	Output	Water flow	Water press. drop	Outlet air temp.	Output	Water flow	Water press. drop
m ³ /h	Pa	°C	°C	kW	l/s	kPa	°C	kW	l/s	kPa	°C	kW	l/s	kPa
2016	27	-5	31.9	27.4	0.34	3.8	20.3	18.7	0.23	1.9	22.4	20.3	0.49	8.1
2016	26	0	34.6	25.2	0.31	3.2	22.7	16.6	0.20	1.5	25.0	18.2	0.44	6.6
2016	26	5	37.2	23.0	0.28	2.7	25.2	14.4	0.18	1.2	27.5	16.1	0.39	5.2
2016	25	10	39.7	20.9	0.26	2.3	27.5	12.3	0.15	0.9	30.0	14.0	0.34	4.0
2016	25	15	42.2	18.8	0.23	1.8	29.7	10.1	0.12	0.6	32.4	12.0	0.29	3.0
3024	57	-5	26.0	34.5	0.42	5.8	16.1	23.5	0.29	2.9	18.1	25.7	0.62	12.7
3024	55	0	29.0	31.7	0.39	5.0	19.1	20.8	0.25	2.3	21.1	23.0	0.56	10.3
3024	54	5	32.0	29.0	0.36	4.2	21.9	18.1	0.22	1.8	24.0	20.3	0.49	8.1
3024	53	10	34.9	26.3	0.32	3.5	24.7	15.5	0.19	1.3	26.8	17.7	0.43	6.3
3024	52	15	37.8	23.6	0.29	2.8	27.4	12.8	0.16	0.9	29.6	15.1	0.37	4.7
4032	96	-5	22.1	40.2	0.49	7.8	13.5	27.4	0.33	3.9	15.3	30.0	0.73	17.1
4032	94	0	25.4	37.0	0.45	6.6	16.7	24.2	0.29	3.1	18.5	26.9	0.65	13.8
4032	92	5	28.6	33.8	0.42	5.6	19.8	21.1	0.26	2.4	21.6	23.8	0.58	11.0
4032	91	10	31.8	30.7	0.38	4.7	22.8	18.0	0.22	1.8	24.7	20.7	0.50	8.4
4032	89	15	35.0	27.6	0.34	3.8	25.8	14.9	0.18	1.2	27.8	17.7	0.43	6.3

PGV

Capacity PGV 700×400-3-2,5

Water temp.			in/out 80°C/60°C				in/out 60°C/40°C				in/out 55°C/45°C			
Air flow	Air press. drop	Inlet air temp.	Outlet air temp.	Output	Water flow	Water press. drop	Outlet air temp.	Output	Water flow	Water press. drop	Outlet air temp.	Output	Water flow	Water press. drop
m ³ /h	Pa	°C	°C	kW	l/s	kPa	°C	kW	l/s	kPa	°C	kW	l/s	kPa
2016	40	-5	43.9	36.3	0.45	4.0	28.4	24.8	0.30	2.0	31.1	26.8	0.65	8.7
2016	39	0	45.7	33.3	0.41	3.4	30.1	21.9	0.27	1.6	32.9	23.9	0.58	7.0
2016	38	5	47.5	30.4	0.37	2.9	31.6	19.0	0.23	1.2	34.6	21.1	0.51	5.5
2016	38	10	49.2	27.5	0.34	2.4	33.0	16.1	0.20	0.9	36.2	18.4	0.45	4.2
2016	37	15	50.8	24.7	0.30	1.9	34.1	13.2	0.16	0.6	37.8	15.7	0.38	3.1
3024	78	-5	37.1	46.8	0.57	6.6	23.7	31.9	0.39	3.2	26.2	34.7	0.84	14.4
3024	76	0	39.4	43.0	0.53	5.6	25.8	28.2	0.34	2.5	28.4	31.1	0.75	11.6
3024	75	5	41.6	39.2	0.48	4.7	27.9	24.5	0.30	2.0	30.6	27.4	0.67	9.1
3024	74	10	43.8	35.6	0.44	3.9	29.8	20.9	0.25	1.4	32.7	23.9	0.58	7.0
3024	73	15	45.8	31.9	0.39	3.2	31.6	17.2	0.21	1.0	34.7	20.4	0.49	5.1
4032	125	-5	32.4	55.5	0.68	9.2	20.5	37.8	0.46	4.5	22.9	41.3	1.00	20.0
4032	124	0	35.0	51.0	0.63	7.8	22.9	33.4	0.41	3.5	25.4	36.9	0.90	16.1
4032	122	5	37.6	46.6	0.57	6.5	25.3	29.0	0.35	2.7	27.8	32.6	0.79	12.7
4032	120	10	40.0	42.2	0.52	5.4	27.6	24.7	0.30	2.0	30.2	28.4	0.69	9.7
4032	118	15	42.4	37.9	0.47	4.4	29.7	20.3	0.25	1.4	32.5	24.2	0.59	7.2

Capacity PGV 800×500-2-2,5

Water temp.			in/out 80°C/60°C				in/out 60°C/40°C				in/out 55°C/45°C			
Air flow	Air press. drop	Inlet air temp.	Outlet air temp.	Output	Water flow	Water press. drop	Outlet air temp.	Output	Water flow	Water press. drop	Outlet air temp.	Output	Water flow	Water press. drop
m ³ /h	Pa	°C	°C	kW	l/s	kPa	°C	kW	l/s	kPa	°C	kW	l/s	kPa
2880	27	-5	32.0	39.2	0.48	5.3	20.3	26.8	0.33	2.7	22.5	29.1	0.71	11.6
2880	26	0	34.6	36.0	0.44	4.5	22.8	23.7	0.29	2.1	25.0	26.0	0.63	9.3
2880	26	5	37.2	32.9	0.40	3.8	25.2	20.7	0.25	1.6	27.5	23.0	0.56	7.4
2880	25	10	39.8	29.9	0.37	3.2	27.6	17.6	0.21	1.2	30.0	20.1	0.49	5.7
2880	25	15	42.2	26.9	0.33	2.6	29.8	14.6	0.18	0.8	32.4	17.1	0.42	4.2
4320	57	-5	26.0	49.3	0.61	8.3	16.2	33.7	0.41	4.1	18.1	36.8	0.89	18.1
4320	55	0	29.1	45.4	0.56	7.0	19.1	29.8	0.36	3.2	21.1	32.9	0.80	14.6
4320	54	5	32.1	41.5	0.51	5.9	22.0	26.0	0.32	2.5	24.0	29.1	0.71	11.6
4320	53	10	35.0	37.6	0.46	4.9	24.7	22.2	0.27	1.9	26.9	25.4	0.62	8.9
4320	52	15	37.9	33.8	0.42	4.0	27.4	18.4	0.22	1.3	29.6	21.7	0.53	6.6
5760	96	-5	22.2	57.6	0.71	11.1	13.5	39.3	0.48	5.5	15.3	43.0	1.04	24.4
5760	94	0	25.5	52.9	0.65	9.5	16.7	34.8	0.42	4.3	18.5	38.5	0.93	19.7
5760	92	5	28.7	48.4	0.59	8.0	19.8	30.3	0.37	3.3	21.7	34.0	0.83	15.6
5760	91	10	31.9	43.9	0.54	6.6	22.9	25.8	0.31	2.5	24.8	29.6	0.72	12.0
5760	89	15	35.0	39.5	0.48	5.4	25.9	21.4	0.26	1.7	27.8	25.3	0.61	8.9

Capacity PGV 800×500-3-2,5

Water temp.			in/out 80°C/60°C				in/out 60°C/40°C				in/out 55°C/45°C			
Air flow	Air press. drop	Inlet air temp.	Outlet air temp.	Output	Water flow	Water press. drop	Outlet air temp.	Output	Water flow	Water press. drop	Outlet air temp.	Output	Water flow	Water press. drop
m ³ /h	Pa	°C	°C	kW	l/s	kPa	°C	kW	l/s	kPa	°C	kW	l/s	kPa
2880	41	-5	44.5	52.5	0.64	7.5	29.2	36.3	0.44	3.7	31.5	38.7	0.94	16.1
2880	40	0	46.4	48.2	0.59	6.4	30.9	32.2	0.39	3.0	33.3	34.6	0.84	13.0
2880	39	5	48.2	44.1	0.54	5.4	32.5	28.1	0.34	2.3	35.0	30.6	0.74	10.2
2880	38	10	49.9	40.0	0.49	4.4	33.9	24.0	0.29	1.7	36.6	26.7	0.65	7.9
2880	37	15	51.5	36.0	0.44	3.6	35.2	20.0	0.24	1.2	38.2	22.8	0.55	5.8
4320	85	-5	37.7	67.8	0.83	12.3	24.4	46.7	0.57	6.1	26.6	50.2	1.22	26.6
4320	83	0	40.0	62.4	0.77	10.5	26.6	41.4	0.50	4.8	28.8	44.9	1.09	21.5
4320	81	5	42.2	57.0	0.70	8.8	28.6	36.2	0.44	3.7	30.9	39.7	0.96	16.9
4320	80	10	44.3	51.7	0.63	7.3	30.6	31.0	0.38	2.8	33.0	34.6	0.84	13.0
4320	78	15	46.4	46.5	0.57	5.9	32.4	25.8	0.31	1.9	35.0	29.6	0.72	9.6
5760	144	-5	33.0	80.5	0.99	17.1	21.1	55.3	0.67	8.4	23.2	59.7	1.45	37.3
5760	141	0	35.6	74.0	0.91	14.5	23.6	49.0	0.60	6.7	25.7	53.4	1.30	30.0
5760	138	5	38.1	67.6	0.83	12.2	25.9	42.8	0.52	5.1	28.1	47.3	1.15	23.7
5760	135	10	40.6	61.3	0.75	10.1	28.3	36.6	0.45	3.8	30.5	41.2	1.00	18.2
5760	132	15	43.0	55.2	0.68	8.3	30.5	30.5	0.37	2.7	32.9	35.2	0.86	13.4

Capacity PGV 1000×500-2-2,5

Water temp.			in/out 80°C/60°C				in/out 60°C/40°C				in/out 55°C/45°C			
Air flow	Air press. drop	Inlet air temp.	Outlet air temp.	Output	Water flow	Water press. drop	Outlet air temp.	Output	Water flow	Water press. drop	Outlet air temp.	Output	Water flow	Water press. drop
m ³ /h	Pa	°C	°C	kW	l/s	kPa	°C	kW	l/s	kPa	°C	kW	l/s	kPa
3600	27	-5	32.8	50.0	0.61	9.1	21.2	34.8	0.42	4.7	22.9	36.9	0.90	19.5
3600	26	0	35.4	46.0	0.57	7.7	23.8	30.9	0.38	3.7	25.5	33.1	0.80	15.8
3600	26	5	38.0	42.1	0.52	6.6	26.2	27.1	0.33	2.9	28.0	29.4	0.71	12.6
3600	25	10	40.5	38.3	0.47	5.5	28.6	23.3	0.28	2.2	30.5	25.7	0.62	9.8
3600	25	15	43.0	34.5	0.42	4.5	30.9	19.6	0.24	1.6	32.9	22.0	0.53	7.3
5400	56	-5	26.7	63.0	0.77	14.1	17.0	43.7	0.53	7.2	18.5	46.7	1.13	30.6
5400	55	0	29.8	58.0	0.71	12.1	19.9	38.8	0.47	5.8	21.5	41.9	1.02	24.8
5400	54	5	32.7	53.1	0.65	10.2	22.8	34.0	0.41	4.5	24.4	37.1	0.90	19.7
5400	53	10	35.7	48.3	0.59	8.5	25.6	29.3	0.36	3.4	27.3	32.5	0.79	15.2
5400	52	15	38.5	43.5	0.53	7.0	28.3	24.6	0.30	2.4	30.1	27.8	0.68	11.4
7200	96	-5	22.8	73.6	0.90	18.9	14.2	50.9	0.62	9.6	15.7	54.7	1.33	41.3
7200	94	0	26.1	67.7	0.83	16.2	17.4	45.3	0.55	7.7	18.9	49.0	1.19	33.5
7200	92	5	29.3	62.0	0.76	13.7	20.5	39.7	0.48	6.0	22.0	43.5	1.05	26.6
7200	90	10	32.5	56.4	0.69	11.4	23.6	34.1	0.41	4.5	25.1	38.0	0.92	20.5
7200	89	15	35.6	50.8	0.62	9.4	26.6	28.6	0.35	3.2	28.2	32.5	0.79	15.3

PGV

Capacity PGV 1000×500-3-2,5

Water temp.			in/out 80°C/60°C				in/out 60°C/40°C				in/out 55°C/45°C			
Air flow	Air press. drop	Inlet air temp.	Outlet air temp.	Output	Water flow	Water press. drop	Outlet air temp.	Output	Water flow	Water press. drop	Outlet air temp.	Output	Water flow	Water press. drop
m ³ /h	Pa	°C	°C	kW	l/s	kPa	°C	kW	l/s	kPa	°C	kW	l/s	kPa
3600	41	-5	45.5	66.8	0.82	12.5	30.4	46.9	0.57	6.4	32.1	49.1	1.19	26.6
3600	40	0	47.3	61.5	0.75	10.6	32.1	41.7	0.51	5.2	33.8	44.0	1.07	21.5
3600	39	5	49.1	56.3	0.69	9.0	33.7	36.6	0.45	4.0	35.5	39.0	0.95	17.1
3600	38	10	50.8	51.2	0.63	7.5	35.2	31.6	0.38	3.0	37.2	34.1	0.83	13.2
3600	37	15	52.4	46.2	0.57	6.1	36.6	26.6	0.32	2.2	38.7	29.3	0.71	9.8
5400	85	-5	38.5	86.4	1.06	20.5	25.4	60.4	0.73	10.5	27.1	63.7	1.55	44.1
5400	83	0	40.8	79.6	0.98	17.5	27.6	53.7	0.65	8.4	29.3	57.1	1.39	35.7
5400	81	5	43.0	72.8	0.89	14.7	29.6	47.2	0.57	6.5	31.4	50.6	1.23	28.3
5400	80	10	45.2	66.2	0.81	12.3	31.6	40.7	0.50	4.9	33.5	44.2	1.07	21.8
5400	78	15	47.3	59.7	0.73	10.1	33.5	34.3	0.42	3.5	35.5	38.0	0.92	16.3
7200	144	-5	33.8	102.6	1.26	28.6	22.0	71.5	0.87	14.5	23.7	75.9	1.84	61.8
7200	141	0	36.3	94.5	1.16	24.4	24.5	63.6	0.77	11.6	26.2	68.0	1.65	50.0
7200	138	5	38.9	86.5	1.06	20.5	26.9	55.9	0.68	9.0	28.6	60.3	1.46	39.6
7200	135	10	41.3	78.6	0.97	17.1	29.2	48.1	0.59	6.8	31.0	52.6	1.28	30.5
7200	133	15	43.8	70.9	0.87	14.0	31.4	40.5	0.49	4.9	33.3	45.2	1.10	22.7

Capacity PGV 1200×600-2-2,5

Water temp.			in/out 80°C/60°C				in/out 60°C/40°C				in/out 55°C/45°C			
Air flow	Air press. drop	Inlet air temp.	Outlet air temp.	Output	Water flow	Water press. drop	Outlet air temp.	Output	Water flow	Water press. drop	Outlet air temp.	Output	Water flow	Water press. drop
m ³ /h	Pa	°C	°C	kW	l/s	kPa	°C	kW	l/s	kPa	°C	kW	l/s	kPa
5180	27	-5	33.1	72.6	0.89	15.9	21.6	50.8	0.62	8.2	23.1	53.6	1.30	34.1
5180	26	0	35.8	66.9	0.82	13.6	24.2	45.2	0.55	6.6	25.7	48.0	1.17	27.7
5180	26	5	38.4	61.3	0.75	11.5	26.6	39.7	0.48	5.1	28.2	42.6	1.03	22.0
5180	25	10	40.9	55.7	0.68	9.6	29.0	34.3	0.42	3.9	30.7	37.3	0.90	17.0
5180	25	15	43.4	50.3	0.62	7.9	31.3	28.9	0.35	2.8	33.1	32.0	0.78	12.7
7780	57	-5	27.0	91.6	1.13	24.8	17.3	63.8	0.78	12.7	18.7	67.8	1.65	53.7
7780	56	0	30.1	84.4	1.04	21.2	20.2	56.8	0.69	10.2	21.7	60.9	1.48	43.6
7780	55	5	33.0	77.3	0.95	17.9	23.1	49.9	0.61	7.9	24.6	54.0	1.31	34.6
7780	53	10	35.9	70.3	0.86	14.9	25.9	43.1	0.52	6.0	27.4	47.2	1.15	26.8
7780	52	15	38.8	63.5	0.78	12.3	28.6	36.3	0.44	4.3	30.2	40.6	0.98	20.0
10370	96	-5	23.0	106.9	1.31	33.4	14.5	74.4	0.91	17.0	15.8	79.4	1.93	72.9
10370	94	0	26.3	98.5	1.21	28.6	17.7	66.3	0.81	13.6	19.0	71.2	1.73	59.0
10370	93	5	29.6	90.3	1.11	24.1	20.8	58.2	0.71	10.6	22.2	63.2	1.53	46.8
10370	91	10	32.7	82.1	1.01	20.1	23.9	50.2	0.61	8.0	25.3	55.2	1.34	36.2
10370	89	15	35.9	74.1	0.91	16.5	26.9	42.3	0.51	5.8	28.4	47.4	1.15	27.0

Capacity PGV 1200×600-3-2,5

Water temp.			in/out 80°C/60°C				in/out 60°C/40°C				in/out 55°C/45°C			
Air flow	Air press. drop	Inlet air temp.	Outlet air temp.	Output	Water flow	Water press. drop	Outlet air temp.	Output	Water flow	Water press. drop	Outlet air temp.	Output	Water flow	Water press. drop
m ³ /h	Pa	°C	°C	kW	l/s	kPa	°C	kW	l/s	kPa	°C	kW	l/s	kPa
5180	41	-5	46.1	97.4	1.20	13.7	31.2	68.9	0.84	7.3	32.5	71.4	1.73	29.0
5180	40	0	48.0	89.7	1.10	11.7	32.9	61.5	0.75	5.9	34.2	64.0	1.55	23.6
5180	39	5	49.7	82.2	1.01	9.9	34.5	54.2	0.66	4.6	35.9	56.8	1.38	18.8
5180	38	10	51.4	74.8	0.92	8.3	36.0	47.0	0.57	3.5	37.5	49.7	1.21	14.6
5180	37	15	53.1	67.6	0.83	6.8	37.5	39.9	0.49	2.6	39.1	42.8	1.04	11.0
7780	85	-5	39.1	126.2	1.55	22.4	26.1	88.9	1.08	11.8	27.4	92.8	2.25	47.9
7780	83	0	41.4	116.3	1.43	19.2	28.2	79.3	0.96	9.5	29.6	83.2	2.02	38.9
7780	82	5	43.6	106.5	1.31	16.3	30.3	69.9	0.85	7.5	31.8	73.9	1.79	31.0
7780	80	10	45.8	97.0	1.19	13.6	32.3	60.5	0.74	5.7	33.9	64.7	1.57	24.0
7780	78	15	47.9	87.6	1.08	11.2	34.3	51.3	0.62	4.2	35.9	55.6	1.35	18.1
10370	144	-5	34.3	149.9	1.84	31.2	22.6	105.4	1.28	16.3	24.0	110.6	2.68	67.1
10370	141	0	36.9	138.1	1.70	26.7	25.1	94.0	1.14	13.1	26.5	99.2	2.41	54.4
10370	138	5	39.4	126.5	1.55	22.6	27.5	82.7	1.01	10.3	28.9	88.0	2.14	43.3
10370	135	10	41.9	115.2	1.41	18.9	29.8	71.7	0.87	7.9	31.3	77.0	1.87	33.5
10370	133	15	44.3	104.0	1.28	15.5	32.1	60.6	0.74	5.7	33.7	66.2	1.61	25.2

Regulators



AQUA24TF



RC



RC-DO



OPTIGO OP10

AQUA

Complete regulator with built-in room sensor. Floating control for controlling three-position actuators. Cascade connection with minimum limit for room temperature control. Can be equipped with external room and/or duct sensor and external setpoint adjustment. Temperature range 0 - 30°C, depending on the sensor employed.

AQUA24TF

24V supply. The regulator has a built-in controlling anti-freeze protection with two alarm relays and automatic control for heating during stoppage.

REGIO MINI

Complete regulator with built-in room sensor. Can be equipped with external room and/or duct sensors. Has two control outputs, e.g. for heating and cooling in sequence.

RC

24V supply. 0...10V output control signal. DIP switches are used for basic 20 - 26°C setpoint setting. The basic setting can be adjusted by $\pm 3^\circ\text{C}$ by means of the setpoint knob.

RC-DO

24V supply. 0...10V output control signal. The RC-DO has a back-lit display and a temperature range of 0 - 50°C.

OPTIGO

Regulator with display. One knob for all settings. For mounting on DIN rail. Operates with PT1000 sensor in the range of -20°C to $+40^\circ\text{C}$. Started/stopped with "run" signal from the fan.

OP5

24V supply. 0...10V control signal output. Operates with one sensor (room or duct sensor). Can be reset for heating or cooling control.









OP10

24V supply. Can be reset for 0...10V control signal output or 3-point control. Two control outputs, e.g. for heating and cooling in sequence. Input for two sensors and anti-freeze sensor. Supply air temperature control or room temperature control with cascade-controlled supply air. Anti-freeze control with heating during stoppage. Output, e.g. for starting/stopping of fans via 230V~, 5A relay. Programmable one-week timer for controlling of both fan and heating/cooling. Terminal for external timer that extends the operating time. Can be equipped with external setpoint adjuster.








OP10-230

Same functions as the OP10, but with 230V~ supply.

Accessories for AQUA

	Product	Range	Design
	Duct sensor TG-K330	0-30°C	Degree of protection IP20
	Room sensor TG-R430 with setpoint adjustment	0-30°C	Degree of protection IP30
	Room sensor TG-R530	0-30°C	Degree of protection IP30
	Room sensor TG-R630	0-30°C	Degree of protection IP54
	Direct-contact sensor TG-A130 Delivered with clamp	0-30°C	Degree of protection IP65
	Immersion sensor TG-D130 of stainless steel for water temp. measurement	0-30°C	R ¹ / ₄ " connection Ø 6 mm 135 mm insertion length Degree of protection IP65
	Immersion sensor TG-D230 stainless steel for water temp. measurement	0-30°C	R ¹ / ₄ " connection Ø 6 mm 220 mm insertion length Degree of protection IP65
	Trafo 60 Totally enclosed transformer for wall mounting. Built-in two- pole fuse on secondary side.		Primary voltage 230V~ Secondary voltage 24V~ Max. rating 60 VA Degree of protection IP44

Accessories for OPTIGO and REGIO

	Product	Range	Design
	Duct sensor TG-K3/PT1000	-30...+70°C	Degree of protection IP20
	Room sensor TG-R5/PT1000	0-50°C	Degree of protection IP30
	Room sensor TG-UH/PT1000	-30...+120°C	Degree of protection IP65
	Direct-contact sensor TG-A130 Delivered with clamp.	-30...+150°C	Degree of protection IP65
	Immersion sensor TG-D1/PT1000 stainless steel for water temp. measurement	-30...+150°C	R ¹ / ₄ " connection Ø 4 mm 135 mm insertion length Degree of protection IP65
	Immersion sensor TG-D2/PT1000 stainless steel for water temp. measurement	-30...+150°C	R ¹ / ₄ " connection Ø 4 mm 220 mm insertion length Degree of protection IP65
	Trafo 60 Totally enclosed transformer for wall mounting. Built-in two- pole fuse on secondary side.		Primary voltage 230V~ Secondary voltage 24V~ Max. rating 60 VA Degree of protection IP44

Actuators and valves for Kv 0.25 – 8.0

(110°C max)

Description		Type
3-position actuator for ZTV/ZTR valves, degree of protection IP44		RVAZ4-24
Actuator for 0...10V signal for ZTV/ZTR valves, degree of protection IP44		RVAZ4-24A
Description	Kv	Type
2-way 1/2" valve	0.25	ZTV15-0.25
2-way 1/2" valve	0.4	ZTV15-0.4
2-way 1/2" valve	0.6	ZTV15-0.6
2-way 1/2" valve	1.0	ZTV15-1.0
2-way 1/2" valve	1.6	ZTV15-1.6
2-way 3/4" valve	2.0	ZTV20-2.0
2-way 3/4" valve	2.5	ZTV20-2.5
2-way 3/4" valve	4.0	ZTV20-4.0
2-way 3/4" valve	6.0	ZTV20-6.0
2-way 1" valve	8.0	ZTVB25-8.0
3-way 1/2" valve	0.25	ZTR15-0.25
3-way 1/2" valve	0.4	ZTR15-0.4
3-way 1/2" valve	0.6	ZTR15-0.6
3-way 1/2" valve	1.0	ZTR15-1.0
3-way 1/2" valve	1.6	ZTR15-1.6
3-way 3/4" valve	2.0	ZTR20-2.0
3-way 3/4" valve	2.5	ZTR20-2.5
3-way 3/4" valve	4.0	ZTR20-4.0
3-way 3/4" valve	6.0	ZTR20-6.0
3-way 1" valve	8.0	ZTRB25-8

Actuator RVAZ4-24



Valve ZTV



Valve ZTR



Actuators and valves for Kv 1.0 – 16.0

(max 185°C)

Description		Type
3-position actuator for MTVS/MTRS valves, degree of protection IP54		RVAN5-24
Actuator for 0...10V signal for MTVS/MTRS valves, degree of protection IP54		RVAN5-24A
Description	Kv	Type
2-way 1/2" valve	1.0	MTVS15-1.0
2-way 1/2" valve	1.6	MTVS15-1.6
2-way 1/2" valve	2.1	MTVS15-2.1
2-way 1/2" valve	2.7	MTVS15-2.7
2-way 3/4" valve	4.2	MTVS20-4.2
2-way 3/4" valve	5.6	MTVS20-5.6
2-way 1" valve	10.0	MTVS25-10
2-way 1 1/4" valve	16.0	MTVS32-16
3-way 1/2" valve	0.63	MTRS15-0.63
3-way 1/2" valve	1.0	MTRS15-1.0
3-way 1/2" valve	1.6	MTRS15-1.6
3-way 1/2" valve	2.1	MTRS15-2.1
3-way 1/2" valve	2.7	MTRS15-2.7
3-way 3/4" valve	4.2	MTRS20-4.2
3-way 3/4" valve	5.6	MTRS20-5.6
3-way 1" valve	10.0	MTRS25-10
3-way 1 1/4" valve	16.0	MTRS32-16

Actuator RVAN5-24



Valve MTVS



Valve MTRS



Guide for selection of valves and actuators for PGV heaters

110°C max. water temperature

Actuator RVAZ4-24 (3-position) or RVAZ4-24A (0...10V) can be used for all ZTV/ZTR valves.

Type of PGV	Valve type	Kv
PGV 400×200-2-2,5	2-way ZTV15-1.6 3-way ZTR15-1.6	1.6
PGV 400×200-4-2,5	2-way ZTV20-2.5 3-way ZTR20-2.5	2.5
PGV 500×250-2-2,5	2-way ZTV20-2.5 3-way ZTR20-2.5	2.5
PGV 500×250-4-2,5	2-way ZTV20-2.5 3-way ZTR20-2.5	2.5
PGV 500×300-2-2,5	2-way ZTV20-2.5 3-way ZTR20-2.5	2.5
PGV 500×300-4-2,5	2-way ZTV20-2.5 3-way ZTR20-2.5	2.5
PGV 600×300-2-2,5	2-way ZTV20-2.5 3-way ZTR20-2.5	2.5
PGV 600×300-4-2,5	2-way ZTV20-4.0 3-way ZTR20-4.0	4.0
PGV 600×350-2-2,5	2-way ZTV20-2.5 3-way ZTR20-2.5	2.5
PGV 600×350-4-2,5	2-way ZTV20-4.0 3-way ZTR20-4.0	4.0
PGV 700×400-2-2,5	2-way ZTV20-6.0 3-way ZTR20-6.0	6.0
PGV 700×400-3-2,5	2-way ZTV20-6.0 3-way ZTR20-6.0	6.0
PGV 800×500-2-2,5	2-way ZTV20-6.0 3-way ZTR20-6.0	6.0
PGV 800×500-3-2,5	2-way ZTVB25-8 3-way ZTRB25-8	8.0
PGV 1000×500-2-2,5	2-way ZTVB25-8 3-way ZTRB25-8	8.0
PGV 1000×500-3-2,5	2-way ZTVB25-8 3-way ZTRB25-8	8.0
PGV 1200×600-2-2,5	2-way ZTVB32-15 3-way ZTRB32-15	15.0
PGV 1200×600-3-2,5	2-way ZTVB32-15 3-way ZTRB32-15	15.0

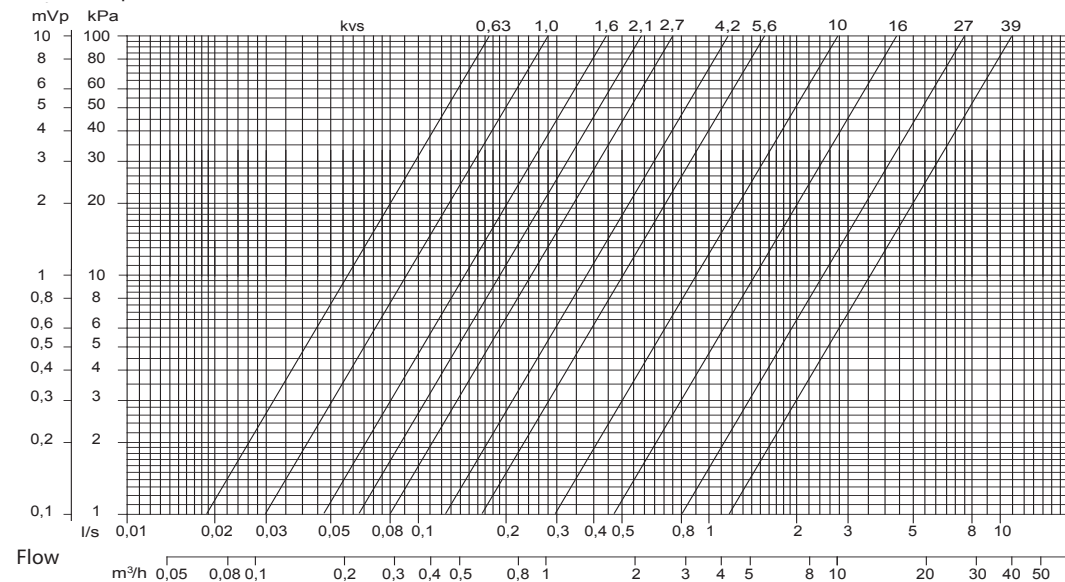
185°C max. water temperature

Actuator RVAN5-24 (3-position) or RVAN5-24A (0...10V) can be used for all MTVS/MTRS valves.

Type of PGV	Valve type	Kv
PGV 400×200-2-2,5	2-way MTVS15-1.6 3-way MTRS15-1.6	1.6
PGV 400×200-4-2,5	2-way MTVS15-2.7 3-way MTRS15-2.7	2.7
PGV 500×250-2-2,5	2-way MTVS15-1.6 3-way MTRS15-1.6	1.6
PGV 500×250-4-2,5	2-way MTVS15-2.7 3-way MTRS15-2.7	2.7
PGV 500×300-2-2,5	2-way MTVS15-2.7 3-way MTRS15-2.7	2.7
PGV 500×300-4-2,5	2-way MTVS15-2.7 3-way MTRS15-2.7	2.7
PGV 600×300-2-2,5	2-way MTVS15-2.7 3-way MTRS15-2.7	2.7
PGV 600×300-4-2,5	2-way MTVS20-4.2 3-way MTRS20-4.2	4.2
PGV 600×350-2-2,5	2-way MTVS15-2.7 3-way MTRS15-2.7	2.7
PGV 600×350-4-2,5	2-way MTVS20-4.2 3-way MTRS20-4.2	4.2
PGV 700×400-2-2,5	2-way MTVS20-5.6 3-way MTRS20-5.6	5.6
PGV 700×400-3-2,5	2-way MTVS20-5.6 3-way MTRS20-5.6	5.6
PGV 800×500-2-2,5	2-way MTVS20-5.6 3-way MTRS20-5.6	5.6
PGV 800×500-3-2,5	2-way MTVS20-5.6 3-vägs MTRS20-5.6	5.6
PGV 1000×500-2-2,5	2-way MTVS20-5.6 3-way MTRS20-5.6	5.6
PGV 1000×500-3-2,5	2-way MTVS20-5.6 3-way MTRS20-5.6	5.6
PGV 1200×600-2-2,5	2-way MTVS25-10 3-way MTRS25-10	10
PGV 1200×600-3-2,5	2-way MTVS25-10 3-way MTRS25-10	10

Pressure drops across valves

Pressure drop





VEAB Heat Tech AB
Phone: +46(0)451-485 00 • Fax: +46(0)451-410 80
www.veab.com • veab@veab.com
Sweden