



EA
Electric fan heaters
for wall mounting

EA

Electric fan heaters for wall mounting

EA is a range of electric fan heaters with a broad output range intended for permanent heating of warehouses, Industrial premises, garages, drying rooms, and more. The simple clean design also makes the EA range suitable for public areas, such as stores.

- 5 different output variants from 6 kW to 30 kW
- Two fan speeds
- Integrated regulator and switches for low/high fan speed and continuous/intermittent fan operation
- Regulated with 0...10 V signal or room thermostat
- Air deflector for vertical adjustment of the outlet air
- Together with the thermostat MCD4-1999, complies with the Ecodesign directive 2009/125/EU and EU regulation 2015/1188.
- Wall bracket allows for continuous angular adjustment of the fan heater



Design

The casing is made of white lacquered galvanised sheet steel and the heating elements are made of stainless steel, EN 1.4301. The terminal box contains automation for temperature control. IP44 degree of protection (splash-proof execution) and approved for use in humid and wet areas (e.g. drying room).

Mounting/installation

Wall brackets are included.

EA is supplied with a type OK 2 external switch used for turning the heating fan on/off, and to limit power consumption. An EA with a connected sensor/thermostat can control an unlimited amount of slaved EA units. The slave-controlled units receive their control signal from the EA which has a sensor/thermostat connected.



OK2

Accessories

See page 5.

Approvals

Fan heater tested and approved by Intertek Semko AB according to:

LVD directive: EN 60335-1 and EN 60335-2-30


EMC directives: EN 61000-6-1, EN 61000-6-2, EN 61000-6-3 and EN 61000-6-4

EMF directive: EN 62233



Control Unit

If several EA heaters are installed in the same room, they can be coordinated. A thermostat, a sensor or a 0...10 V signal can control an unlimited number of EA units. For more detailed information on control, refer to p. 4.



Product Range Overview

Type		EA 6	EA 9	EA 14	EA 21	EA 30
Voltage	V	400 VAC 3-ph. N 50/60 Hz	400 VAC 3-ph. N 50/60 Hz	400 VAC 3-ph. N 50/60 Hz	400 VAC 3-ph. N 50/60 Hz	400 VAC 3-ph. N 50/60 Hz
Current	A	8.8	13.1	20.4	30.5	43.5
Output	kW	6	9	14	21	30
Output stage	kW	0-3-6	0-6-9	0-7-14	0-14-21	0-20-30
Air volume (low/high speed)	m ³ /h	970 / 1300	970 / 1300	1950 / 2650	1950 / 2650	2800 / 3900
Temp. increase due to heater (low/high speed)	°C	17 / 13	26 / 19	20 / 15	30 / 22	30 / 21
Max. horizontal range (low/high speed)	m	10 / 13	10 / 13	11 / 15	11 / 15	12 / 16
Sound pressure level ¹⁾ (low/high speed)	dB(A)	45 / 54	45 / 54	48 / 57	48 / 57	56 / 63
Weight	kg	15	16	30	33	43
Dimensions excl. wall bracket, W × H × D	mm	388 × 453 × 350	388 × 453 × 350	552 × 610 × 385	552 × 610 × 385	552 × 610 × 505
Dimensions incl. wall bracket, W × H × D	mm	388 × 453 × 475	388 × 453 × 475	552 × 610 × 510	552 × 610 × 510	552 × 610 × 615
Degree of protection		IP44	IP44	IP44	IP44	IP44

¹⁾ Measured at 5 metres in front of appliance.

Project Design/Orders

Description – EA

Electrical fan heater, VEAB type EA, with casing made of white lacquered sheet steel and heating elements made of stainless steel, EN 1.4301 IP44 degree of protection. EA heaters are supplied with wall brackets and external switch (type OK2). Feedback control is achieved by means of the MCD4-1999 room thermostat or an external 0...10 V control signal. Outside the EU, sensors can also be used. Accessories such as a thermostat and sensor must be ordered separately.

Feedback Control

A. MCD4-1999 room thermostat

For installations within the EU, locations which are heated for the comfort of people must meet the Ecodesign directive 2009/125/EU and EU regulation 2015/1188. To do so, an external MCD4-1999 thermostat (ordered separately, see page 5) must be fitted.

The thermostat has a built-in clock and calendar which can be programmed for lowering the temperature, e.g. during nights and weekends. Transition from reduced to normal temperatures can be adapted so that a comfortable temperature is achieved at the desired time (adaptive function).



MCD4-1999

B. External 0...10V control signal

The EA series can also be controlled by an external 0...10V signal, in such cases, it is the installer's responsibility to utilise control equipment which meets applicable regulations.

C. Sensors

For installations outside the EU, and for locations which are not heated for the comfort of people, a VEAB TG sensor can be used (ordered separately, see page 5).

Opt. C1. Combined setpoint adjuster and room sensor



TG-R430 as setpoint adjuster and room sensor.

Opt. C2. Separate setpoint adjuster and separate sensor.







TG-R430 as setpoint adjuster.



TG-R530 (IP30) or TG-R630 (IP54) as room sensor.

Accessories

	Product	Range	Degree of protection
	MCD4-1999 room thermostat Supplied with a frame which enables external mounting.	5 °C - 40 °C	IP21
	Room sensor TG-R430 With setpoint adjustment.	Range 0-30 °C	IP30
	Room sensor TG-R530 The desired temperature is adjusted on the TG-R430.	Range 0-30 °C	IP30
	Room sensor TG-R630 The desired temperature is adjusted on the TG-R430.	Range 0-30 °C	IP54
	Air deflector EALH Aluminium deflector blades. Direct air flow sideways.		



VEAB Heat Tech AB
Tel +46(0)451-485 00
www.veab.com • veab@veab.com
Sweden